



ANNUAL REPORT 2010





CFCA Annual Report 2010

Legal basis:

Articles 14 and 23(2)(b) of Council Regulation (EC) No 768/2005¹ as amended by Regulation (EC) No 1224/2009², Art. 40 of the Financial Regulation of CFCA³. This report includes the Annual Activity Report and the assessment report of the BFT JDP⁴. The Annual Report has been structured in accordance with the Activity-Based Management System approved by the Administrative Board on 19 October 2010.

ISBN 978-92-9209-010-4
doi: 10.2835/12948

© European Union, 2011
Reproduction is authorized provided the source is acknowledged.

Printed in Spain

¹ OJ of the European Union L 128 of 21.05.2005, p.1.

² OJ of the European Union L 343 of 22.12.2009, p.1.

³ AB Decision No 09-W-01 of 9 January 2009.

⁴ The annual assessment reports for the JDPs regarding the North Sea and Western Waters, Baltic Sea and NAFO & NEAFC will be issued in the third quarter of 2011.

TABLE OF CONTENTS

Foreword	5
Introductory statement	7
1. Introduction	8
2. Mission statement	8
3. Resources and activities	8
4. Operational Activities	12
4.1 Operational Coordination	12
4.1.1 Introduction and activity data	12
4.1.2 JDPs evolution and output	17
4.1.3 Cooperation and best practices	24
4.1.4 JDP Seminar: improving effectiveness	24
4.1.5 Fight against IUU fishing	25
4.2 Capacity building	26
4.2.1 Introduction and data activity	26
4.2.2 Fisheries Data Monitoring Center	29
4.2.3 Training and exchange of experience	30
4.2.4 Pooled capacities	31
4.2.5 FishNet	31
5. Governance and representation	31
5.1 Administrative and Advisory Boards	31
5.2 Communication	32
5.3 Representation and networks	33
ANNEXES	34
ANNEX I. ASSESSMENT REPORT OF BFT JDP	54
ANNEX II. CONCLUSIONS OF THE JDP SEMINAR	54
ANNEX III. Horizontal support activities	56
1. Human Resources	56
2. Finance and procurement developments	58
3. Budget Execution CFCA 2010	58
4. ICT and Facilities	60
5. Data protection and access to documents	61
6. Internal Control systems and audits	62
ANNEX IV. Budget Execution 2010	63
ANNEX V. Economic outturn account	65
ANNEX VI. Balance sheet	66
ANNEX VII. Procurement 2010	68
ANNEX VIII. Organisation Chart as last adopted in 2010	70
ANNEX IX. Declaration of the Executive Director	73
ANNEX X. List of Acronyms and abbreviations	74

Foreword

Serge Beslier, Chairman of the Administrative Board

This General Report is being adopted a few months before the Communication on the Reform of the Common Fisheries Policy by the Commission comes to light. The new CFP will aim at ensuring a viable fishing sector based on the sustainability of resources. It will then be adopted by the European Parliament and the Council by 2012.



Against this background, the Control and IUU regulations have already made their way through with their entrance into force last year. With the imminent adoption of the Control Implementing rules, operators will have a clear set

of rules indicating how they will be able to fish in full legality and administration authorities will have a solid basis to be able to apply the law in an equalitarian, efficient and transparent manner.

With these rules adopted, the focus moves to the implementation by the Member States. As the Agency is assisting the Member States and the Commission in the implementation of these rules, it has a crucial role to play at this very moment. The model of the Agency i. e. the promotion of operational cooperation between national enforcement authorities is working well in practice. With the new reform, and control and inspection measures already in place and running, capacity building and regional cooperation will be all that important at the level of the European Union and at international level for ensuring a level playing field based on effective control.

The European Union as a whole can benefit from the experience gained by the Agency in pooling EU and national fisheries control means in order to make enforcement more cost-effective. It helps bring about a level playing field for control in the EU and helps to ensure that the rules of the CFP are uniformly applied. The Agency's Joint Deployment Plans (JDPs), putting together the Member States' patrol vessels, aircrafts and people in the same area, make an enormous contribution in making a success of the recovery plans for important species such as cod and bluefin tuna.

This General Report gathers the main data about the intense activity that has been carried out by the agency. Now that the means are there to ensure that control is as uniform and transparent as possible, operators need to fully buy into a culture of compliance that can make a success of the new Common Fisheries Policy, and hence grant an encouraging future for fishermen and fish.

Introductory Statement

Harm Koster, Executive Director of CFCA

In 2010 and in full capacity, the CFCA has carried on doing what it is called for: brokering cooperation between Member States' enforcement authorities so as to ensure a uniform and effective application of the rules of the Common Fisheries Policy. In pursuit of this task, much has been built on. Indeed, it can be said without fear that cooperation between Member States has improved to a large extent since CFCA started its operations and that with CFCA activities, control and inspection in the EU is more cost effective.



The cooperation model promoted by the Agency with the Joint Deployment Plans, putting together the Member States' patrol vessels, aircrafts and inspectors in the same area and allowing for a real time and permanent exchange of information and intelligence between national enforcement authorities, has proved of making a success out of the recovery plans for important species such as cod and bluefin tuna. This model will advance now into the regional control areas based on multispecies covering all relevant fisheries and activities of the CFP in the area concerned in order to trigger a rational and complementary joint deployment of human and material resources.

Taking stock of what has been done in 2010, it can be concluded that the objectives have been achieved. The four JDPs, in the North Sea and Western Waters, Baltic Sea, NAFO and NEAFC and Bluefin Tuna in the Mediterranean

and Eastern Atlantic, were executed whilst the CFCA assisted the Commission and the Member States to apply the EU regulation against IUU fishing. In addition, several measures were adopted to enhance the quality and relevance of the control activities and hence ensure that Member States contribute in a satisfactory manner to the success of the Joint Deployment Plans. In this line, Member States pooled an adequate number of means, a new approach to regional risk analysis was developed to facilitate the long term planning of inspection and surveillance activities under JDP's, and steps have been taken to promote the European Added Value at all stages of the JDP cycle (planning, implementation and assessment).

In fact, the data gathered reveal this intense activity. During 2010, the total inspections coordinated in the framework of the JDPs were more than 7000 in the four areas of operation. In addition, approximately 1600 man/day were deployed in joint teams making true the cooperation between member States through the creation of joint teams of inspectors of different nationalities, one of the main tools to foster cooperation, increase transparency of activities, exchange of best practices and building confidence between the different national authorities. Furthermore, periodically there have been training seminars for Community inspectors that work under the Joint Deployment Plans and training activities for the authorities involved in the fight against Illegal, Unreported and Undeclared fishing. In general, it can be said that inspectors are now better trained and prepared and that the quality of the work done by national and Community inspectors participating in joint inspection and surveillance activities under JDP's is getting better. The CFCA has also contributed to strengthening the capacities of national enforcement authorities to apply the rules of the CFP, in promoting cooperation between them in the setting up of data monitoring and networks, development of core curricula for training of inspectors and acquisition of equipment, including within the framework of the EU Integrated Maritime Policy and related tools for maritime surveillance. As you can read following these lines, the CFCA team has been dedicated to the execution of the tasks listed in its Annual Work Programme. The implementation of these activities is a significant contribution to the uniformity and effectiveness of control, increased transparency of the control activities and thus to a level playing field for the European fishing industry.

1. INTRODUCTION

The Annual Report of the Community Fisheries Control Agency (CFCA) for 2010 has already been structured following the new Activity-Based Management System (ABMS).

The second and the third chapters contain an overview of the CFA mandate, resources and activities. The operational activities, operational coordination and capacity building, are described in chapter four and the functional activity, governance and representation in chapter five.

More information, inter-alia, the assessment report for the BFT JDP, the horizontal support activities, the budget execution, the budget outturn and the balance sheet, can be found in the annexes.

2. MISSION STATEMENT

“The Agency’s mission is to promote the highest common standards for control, inspection and surveillance under the Common Fisheries Policy”.

The CFCA will function at the highest level of excellence and transparency with a view to developing the necessary confidence and cooperation of all parties involved and, in so doing, to ensure effectiveness and efficiency of its operations.

Its overarching objective is to organise operational coordination of fisheries control and inspection activities by the Member States and to assist them to cooperate so as to comply with the rules of the Common Fisheries Policy, in order to ensure its effective and uniform application.

Against this background, the CFCA develops its activities along two main strategic axes:

- a) organisation of the operational coordination of pooled national means in the fisheries identified by the Commission and accepted by the Administrative Board.

- b) building of the necessary capacity to apply the rules of the CFP by Member States in a uniform way.

The CFCA promotes a culture of compliance among stakeholders and contributes to a level playing field at the level of the European Union. In this way the Agency is contributing to a long term, biologically and ecologically sustainable exploitation of marine living resources for the common good.

3. RESOURCES AND ACTIVITIES

In accordance with the ABMS approved by the Administrative Board on 19 October 2010, the Annual Report 2010 is the first such report implementing an ABMS in its reporting. Where the previous annual report already included precise information regarding the CFCA objectives, tasks, key performance indicators (KPIs) and deliverables, the Agency adds the total estimated direct and indirect costs for each activity.

The CFCA accomplishes its mission through its two operational activities and one functional activity integral to its operation as an independent EU body:

• Operational activities

- Operational Coordination⁵

Organisation of the operational coordination of control activities by Member States for the implementation of specific control and inspection programmes, control programmes related to IUU fishing and international control and inspection schemes adopted by Regional Fisheries Management Organisations (RFMOs), as well as related activities.

- Capacity Building⁶

Assistance to the Commission and the Member States in the area of control, inspection and surveillance; with

⁵ Activity code: 1 (ABMS).

⁶ Activity code: 2 (ABMS).

specific regard to activities enhancing the potential of national enforcement services to apply the rules of the CFP in a uniform and effective manner. These activities include reporting and exchange of data on fishing activities and control and inspection activities, coordination of training programmes and the possible acquisition of equipment necessary for the implementation of JDPs or on the request of Member States.

· **Functional activity**

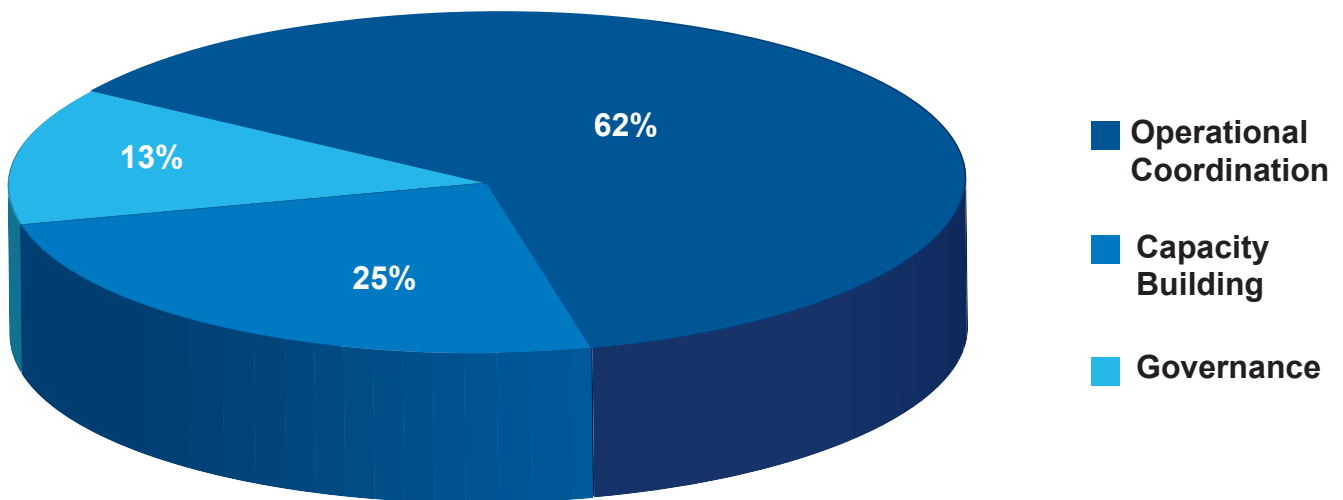
- **Governance and Representation⁷**

For the purpose of the functioning of the CFCA as an independent EU body, all activities deployed in support of

the Administrative Board, the Advisory Board, interagency cooperation (including in the maritime policy domain), representation and communication are considered as EU governance activities. The resources allocated to the CFCA's functional activity are linked to the general objectives of the Union and are carried out in close connection with its operational activities.

By December 2010 the Agency had 54 staff members (TAs and CAs) representing 18 nationalities. In accordance with the ABMS the pie chart below shows the distribution of the staff by activity:

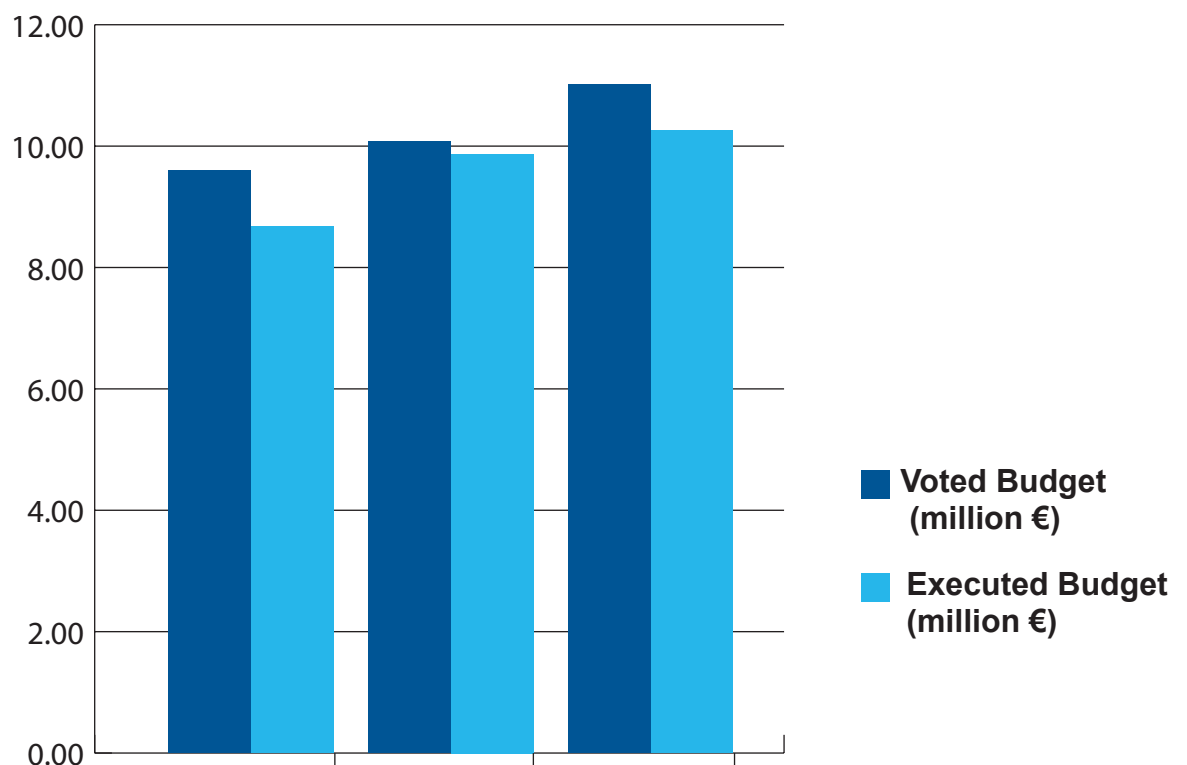
0% of dedication of staff



⁷Activity code: 3 (ABMS)

With reference to the Budget 2010 the graphs below show the budget evolution and execution from 2008-2010 and the budgetary allocation by activity:

BUDGET EVOLUTION 2008-2010	Voted Budget (million €)	Executed Budget (million €)
2008	8.50	8.68
2009	10.07	9.87
2010	11.01	10.26



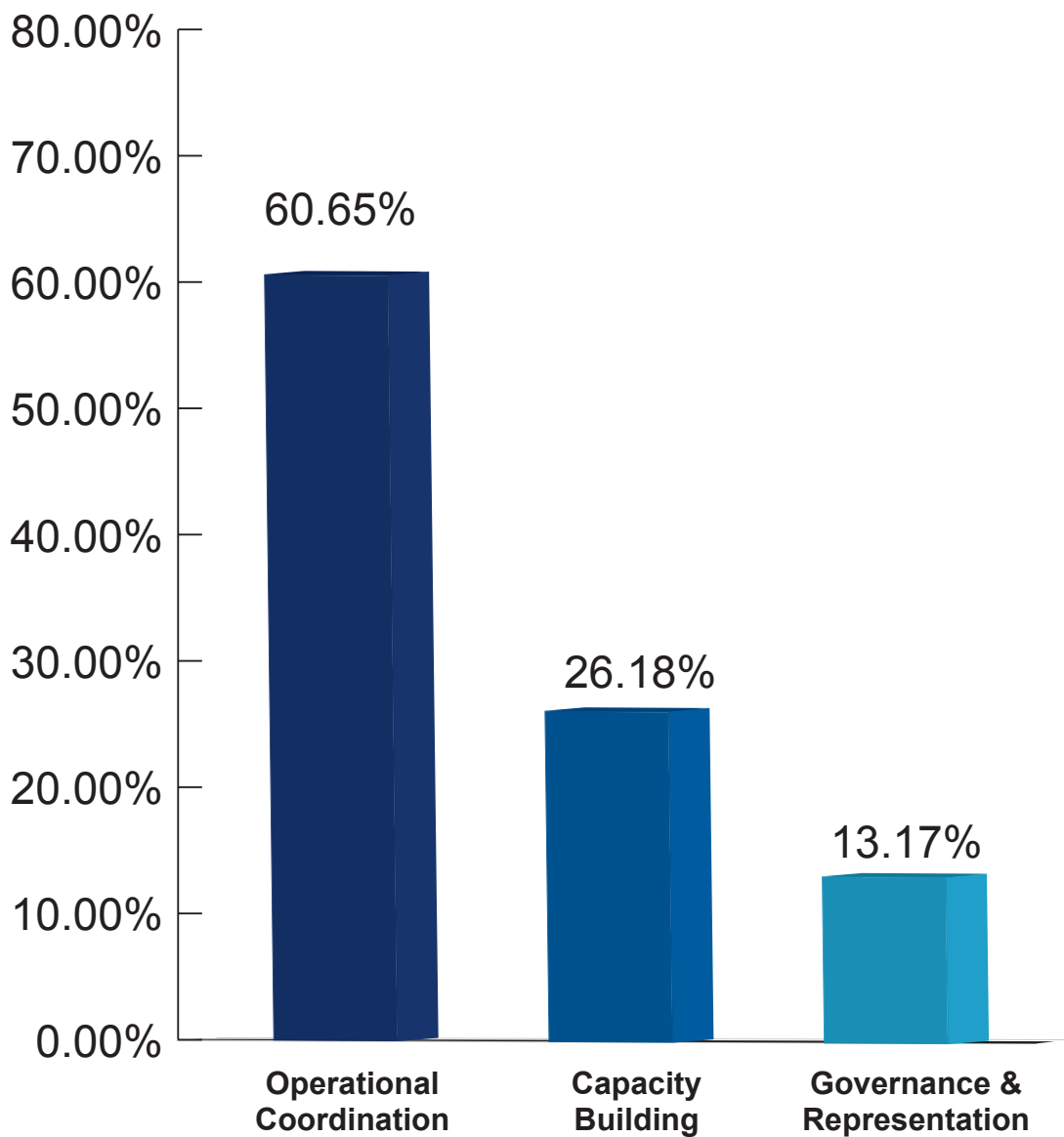
	2008	2009	2010
Voted Budget (million €)	9.60	10.07	11.01
Executed Budget (million €)	8.68	9.87	10.26

The amount of assigned revenue inscribed in the budget of the CFCA was slightly beyond the actual amount of assigned revenue paid by the Member States.

It should be noted that the assigned revenue provided by the Member States in 2010 was used in its entirety for the charter of the joint EU-inspection vessel.

Execution of the 2010 budget between activities

% in respect of the total amount executed



4. OPERATIONAL ACTIVITIES

4.1 Operational Coordination

4.1.1 Introduction and activity data

The CFCA operational coordination activities have been focused in the priorities of the annual work programme for 2010:

- assistance to the Member States and the Commission in the application of the EU Regulation against IUU fishing.
- implementation of 4 JDPs, in accordance with those principles agreed and discussed with the Member States and the Commission, regarding the planning, implementation and assessment of JDPs.



The four JDPs implemented by the CFCA during 2010 were:

- Cod fisheries in the North Sea and Western Waters.
- Cod fisheries in the Baltic Sea.
- NAFO & NEAFC.
- Bluefin Tuna in the Mediterranean Sea and Eastern Atlantic Ocean.

Amongst these JDPs, it should be outlined that currently only the NAFO/NEAFC JDP is a multispecies one.

Table 1 presents details of the execution of the tasks included in the CFCA Work Programme (WP) 2010, regarding operational coordination. The deliverables foreseen in the WP 2010 have been achieved.

Table 2 shows data regarding performance indicators applied to operational coordination activities.

Table 3 presents the details of the execution of the tasks included in the Work Programme regarding the fight against IUU fishing. The deliverables foreseen in the WP 2010 have been achieved.

As required by Art. 14 of Regulation (EC) No 768/2005, the CFCA is obliged to undertake an annual assessment of each JDP. Annex I contains the assessment report regarding the JDP for BFT in the Mediterranean Sea and Eastern Atlantic Ocean, which was prepared in close cooperation with Member States and the Commission.

The annual assessment report for the three JDPs covering the North Sea and Western Waters, Baltic Sea and NAFO & NEAFC will be issued in the third quarter of 2011 following a new methodology that is currently being developed.

DELIVERABLE OF ACTIVITIES

Table 1: Work Programme 2010 general follow-up table (Amounts in €)

Activities Performed	JPD North Sea & Western Waters		JDP Baltic Sea		JDP Bluefin Tuna		JDP NAFO & NEAFC	
	Budget: 165,233	Staff: 3+1 SNE*	Budget: 165.554	Staff: 4	Budget: 175,223	Staff: 4+5 SNE*	Budget: 200,000	Staff: 5
Deliverables								
Meetings of the Steering Group and Technical Joint Deployment Group	1) 12 March: Paris, FR 2) 20 May: London, UK 3) 24 September: Vigo, ES 4) 9-10 November: Vigo, ES 5) 11 November: Oostende, BE		1) 11 March: Paris, FR 2) 23 September: Vigo, ES 3) 9-10 November: Vigo, ES		1) 4 February: Madrid, ES 2) 7 May: Vigo, ES 3) 1 June: Vigo, ES 4) 2 July: Vigo, ES 5) 8 December: Vigo, ES		1) 21 January: Lisbon, PT 2) 1 July: Vigo, ES 3) 13 September: Brussels, BE 4) 20 October: Vigo, ES	
Adoption of JDP for 2010 and 2011	<ul style="list-style-type: none"> Decision No 2009/071 of 14 December 2010 Decision No 2010/016 of 2 August 2010 Decision No 2010/031 of 17 December 2010 		<ul style="list-style-type: none"> Decision No 2009/072 of 14 /12/2009 Decision No 2010/013 of 10/06/2010 Decision No 2010/030 of 17/12/2010 		<ul style="list-style-type: none"> Decision No 2010/002 of 25/01/2010 Decision No 2010/005 of 16/03/2010 		<ul style="list-style-type: none"> Decision No 2009/073 adopted on 17/12/2009 Decision No 2010/029 adopted on 09/12/2010 	
Joint Campaigns	11 according to the JDP decision		11 according to the JDP decision		1 according to JDP decision		9 according to the JDP schedule + 2 with CAN inspectors 7 according to the JDP schedule	
Training seminars	<ul style="list-style-type: none"> 1 training (2 days) Utrecht, NL 1 training (1 day) Vigo, ES 2 regional risk analysis workshops (1 + 1 day), Vigo, ES 		<ul style="list-style-type: none"> 1 seminar, 2 days, Tallinn, EE 1 training (1 day) Vigo, ES 2 regional risk analysis workshops (1 + 1 day), Vigo, ES 		<ul style="list-style-type: none"> 3 trainings, Vigo, ES 1 training, Libya 6 national training (IT, MT, ES) 		1 training (3 days) Vigo, ES 1 training (2 days) Vigo, ES	
Chartering of FPV	None		None		40 days		106 days	

* Part time. In total < 4 SNE annual basis.

Table 2: Performance Indicators Evaluation WP 2010

Performance Indicators					
	JDP North Sea & Western Waters	JDP Baltic Sea	JDP Bluefin Tuna	JDP NAFO & NEAFC	
1- Number sea days, ashore and air per JDP	<ul style="list-style-type: none"> • 361,5 at sea • 205 ashore • 66 flights 	<ul style="list-style-type: none"> • 340 at sea • 145 ashore • 24 flights 	<ul style="list-style-type: none"> • 210 at sea • 193 ashore • 91 flights 	<ul style="list-style-type: none"> • 202 days at sea • 5 days ashore 	<ul style="list-style-type: none"> • 134 days at sea • 36 flights
2- % of joint campaign days carried out in accordance with the JDP schedule	<ul style="list-style-type: none"> • 100% joint campaign days. • 92% sea days carried out 	<ul style="list-style-type: none"> • 100% joint campaign days • 105 % of sea days • 116% of flight • 100 % of ashore days 	<ul style="list-style-type: none"> • 98% joint campaign days • 85% of sea days • 105% of ashore days • 128% of air days 	<ul style="list-style-type: none"> • 98% joint campaign days 	<ul style="list-style-type: none"> • 100% joint campaign days
3- Control and inspection means deployed in accordance with the JDP schedule (% of total planned)	100%	100%	95%	100%	100%
4- Number of sightings, inspections and presumed infringements detected during JDP.	<ul style="list-style-type: none"> • 3070 sightings • 1581 Inspections • 132 presumed infringements 	<ul style="list-style-type: none"> • 599 sightings • 4987 inspections • 87 presumed infringements 	<ul style="list-style-type: none"> • 939 sightings • 665 inspections • 59 presumed infringements 	<ul style="list-style-type: none"> • 179 sightings • 58 inspections • 2 presumed infringements 	<ul style="list-style-type: none"> • 689 sightings • 92 inspections • 20 presumed Infringements
5- Ratios for sightings inspections presumed.	<ul style="list-style-type: none"> • 15 sightings/campaign day • 7,7 inspections/campaign day • 0,65 presumed infringements/campaign day* 	<ul style="list-style-type: none"> • 4,13 sighting/campaign day • 34 inspection/campaign day • 0.60 presumed infringements/campaign day 	<ul style="list-style-type: none"> • 3,11 sightings/day • 1,65 inspections/day • 0,15 presumed infringements/day 	<ul style="list-style-type: none"> • 0,9 sightings/day • 0,3 inspections / day • 0,01 presumed infringement/day 	<ul style="list-style-type: none"> • 4,05 sightings/day • 0,7 inspections/day • 0,15 presumed infringement /day

* The basis for estimation of the ratios for EU waters JDPs (North Sea and Western Waters, Baltic Sea) and the one for non EU waters JDPs (NAFO/NEAFC and JDP BFT) differs slightly and these are thus not directly comparable. The first are estimated on the basis of campaign days and the second on the basis of actual deployed inspection platform per day.

Performance Indicators					
	JDP North Sea & Western Waters	JDP Baltic Sea	JDP Bluefin Tuna	JDP NAFO & NEAFC	
Infringements/ per campaign day during JDP*	Ratios estimated on the basis of campaign days (204)	Ratios estimated on the basis of campaign days (145)			
6- Man/days in mixed and joint teams	296 man/days	193 man/days	522 man/days	414 man/days	164 man/days
7- % of main species landings (by weight) controlled during the JDP compared with total main species landings (by weight)	4,78%	8,73%	n.a.	n.a.	
8- Ratios for targeted vessels inspection presumed infringements/per joint campaign a day	<p>Target vessels:</p> <ul style="list-style-type: none"> • Targeted sea inspections: 59 • Infringements detected at sea: 12 (20, 34%) • Targeted land inspections : 20 • Infringements detected ashore: 2 (10%) <p>Non-target vessels (the same period):</p> <ul style="list-style-type: none"> • Non-targeted sea inspections: 402 • Infringements detected at sea: 22 (5, 47%) • Non-targeted land inspections: 303 				

Performance Indicators					
	JDP North Sea & Western Waters	JDP Baltic Sea	JDP Bluefin Tuna	JDP NAFO & NEAFC	
	Infringements detected ashore: 17 (5, 61%)				
9- % of Community inspectors participating in Joint Campaigns who have attended a training course provided by the CFCA	41 trainers of fishery inspectors**	35 trainers of fishery inspectors**	44%	89%	65%
10- Satisfaction questionnaire standards completed by participants in the joint Campaigns and the Training Seminar.	<ul style="list-style-type: none"> • 84,2% "good" satisfaction rating • 10,5% "excellent" satisfaction rating • 5,3% "adequate" 	<ul style="list-style-type: none"> • 80% of the participants considered the BS training "good" satisfaction rate 	<ul style="list-style-type: none"> • 47% of the participants considered the 2010 BFT training as an excellent training and 53% as a good training 	<ul style="list-style-type: none"> • 81% "good" satisfaction rating • 11% "excellent" satisfaction rating • 8% "adequate" satisfaction rating 	<ul style="list-style-type: none"> • 75% "good" satisfaction rating • 18% "excellent" satisfaction rating • 7% "adequate" satisfaction rating

** Courses directed at training of trainers.

Table 3: WP 2010 IUU follow-up table

Activities Performed	IUU	
	Budget: 140.000	Staff: 4+1 SNE
	Deliverables	
Meetings of the IUU Working Group	2	
Evaluation missions to Thirds Countries	3	
Training Seminars for Member States	5 general + 3 national	
Coordination meetings with DG MARE	10	
Participation in IUU Expert group meetings	8	

4.1.2 JDPs evolution and output

The CFCA serves to foster cooperation. The main objective has been to work in partnership with Member States and the Commission in reaching the strategic goals and objectives of the WP 2010. All phases of operational coordination; from the setting of operational objectives, risk management and planning of JDPs to the implementation and assessment of activities were carried out in close cooperation with the Steering Group of each JDP, in which Member States and Commission are represented.

All tasks assigned to operational coordination during 2010 have been fulfilled in accordance with the work programme and the different JDPs decisions.

Further steps were also undertaken in 2010 so as to enhance the quality and specific relevance of the activities developed, which can be summarised as follows:

a) Common deployment of Member States' control resources.

Member States have contributed satisfactorily to the success of the JDPs, permitting the joint campaigns to be carried out with adequate means or, where means were not available in a sufficient way (e.g. NAFO, BFT), through the joint chartering of a FPV. The introduction of longer joint campaign periods, as in the case of the southern North Sea, was also explored as a way to promote a more rational and cost effective deployment of means, thus avoiding unnecessary concentration of means over short periods.

b) Promoting a risk management based approach.

A risk management approach forms the basis for well targeted inspections and helps ensure good cost-benefit ratios. This strategy has formed the basis for both the long term and short term planning of joint campaigns.

A Regional Risk Analysis system was developed in order to facilitate the longer term planning of joint campaigns.

Short term risk analysis has been developed during some joint campaigns, with the definition of objectives of inspection based on the experience of the participants. These elements have proved to be very effective in the planning of daily activities, allowing for a more precise identification of potentially 'non-compliant' targets.

c) Regional training for improving JDP operations.

The efficiency of national and Community inspectors participating during the joint campaigns is improving. Notwithstanding, Member States should try, in some specific joint campaigns, such as NAFO or BFT, to deploy inspectors that have attended a specific training session by the CFCA. Regional training remains a high priority and the CFCA will continue to further cooperate with Member States in this respect.

d) The JDP cycle: Promoting European Added Value at all stages

The organisation of the best use of human and material resources pooled by Member States in a coordinated way can create European added-value when compared with stand-alone Member States operations, namely by promoting:

- Uniformity and the effectiveness of control.
- Increased transparency of control activities.
- A level playing field for the fishing industry.
- Cost-effective use of national control resources.

In 2010, some important improvements were made in the 3 phases of the JDP cycle (planning, implementation and assessment):

- **Planning:** JDP planning is done according to a risk management based approach and clear objectives.

A joint Regional Risk Analysis system was developed in order to facilitate the long term planning of JDP activities. It facilitates the identification of areas, periods and specific objectives to be covered by the joint campaigns. This is a common exercise, done in close cooperation with all Member States in question, facilitating a full picture of the fishery and a common view on main risks and priorities.

Future challenges will include the development of a mid term-planning system, so as to readjust periods, places and targeted risks, since changes in circumstances and events occur.

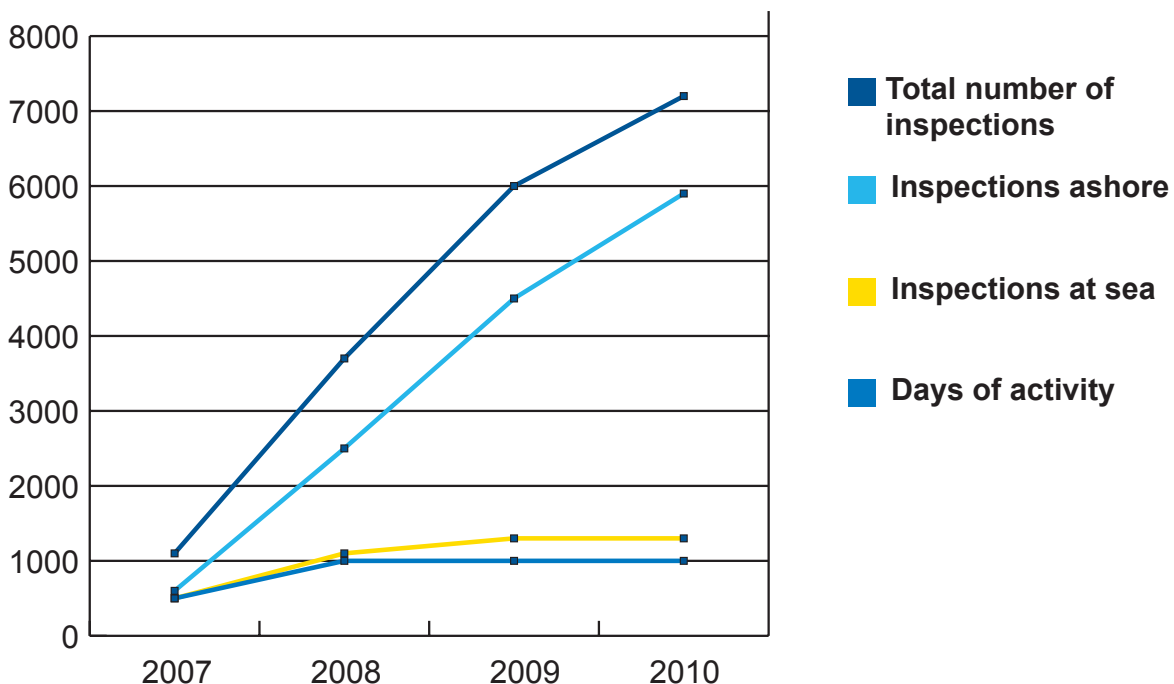
- **Implementation:** During 2010 efforts were made to introduce more flexible and adaptive JDPs. Longer joint campaign periods were introduced in JDPs in EU waters, such as in the case of a pilot project in the Southern North Sea. These are easier to adapt to fishery patterns as they occur, allowing for a more flexible and complementary joint deployment of control resources.

- **Assessment:** Periodic reporting has been undertaken in all JDPs, ensuring timely communication of the results through the Steering Group members and stakeholders; generally at the end of the different joint campaigns. This reporting system is both databased and qualitative; covering all the different elements of the activities. This system has permitted a joint analysis with Member States to highlight possible common problems and discuss potential solutions.

A tendering procedure was also launched, with a view to the development of a common methodology and associated performance indicators to improve the annual assessments of JDP effectiveness. Full reports for the North Sea, Baltic Sea and NAFO and NEAFC JDPs should be available in the third quarter of 2011 arising from the utilisation of this developed methodology.

There follows an analysis of **JDP evolution over 4 years of operation.**

Figure 1: JDPs cumulative data, 2007-2010



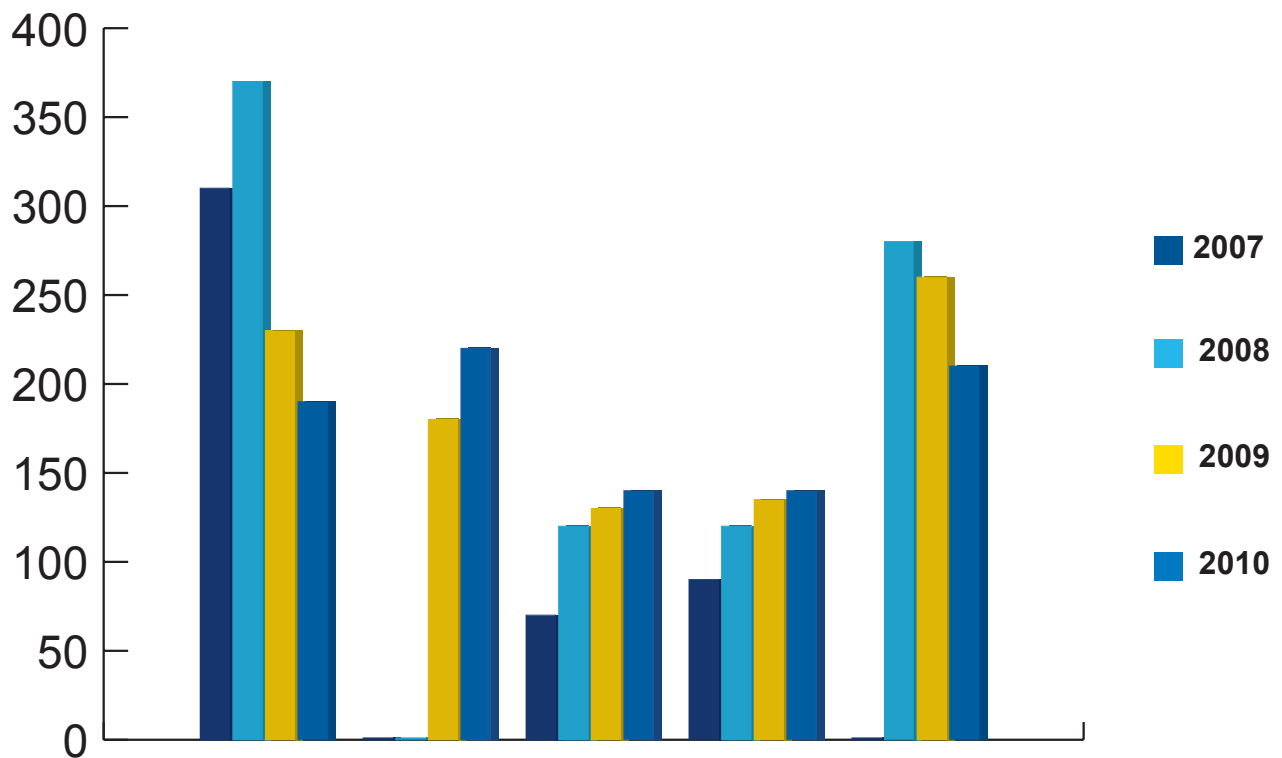
Source: CFCA

From 2007 onwards, the number of fisheries in which the CFCA is active has increased. Since 2009, 4 JDPs have been implemented annually.

During the last three years, the days of activity of JDPs and inspections at sea have been reasonably constant. Total numbers of inspections have increased from last

year, with significantly more inspections coordinated in the North Sea and the Baltic Sea. The total number of inspections coordinated in the framework of the JDPs during 2010 amounts to more than 7000 in the four JDP areas of operation.

Figure 2: Number of campaign days at sea for area and year



Source: CFCA

JDPs can be divided in two groups: EU and Non-EU waters.

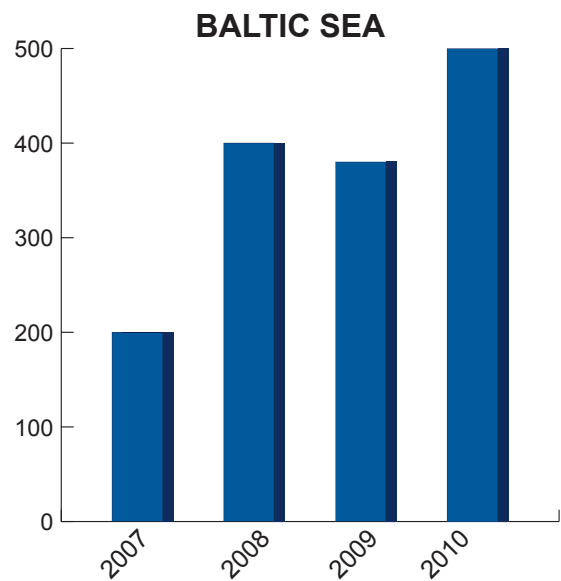
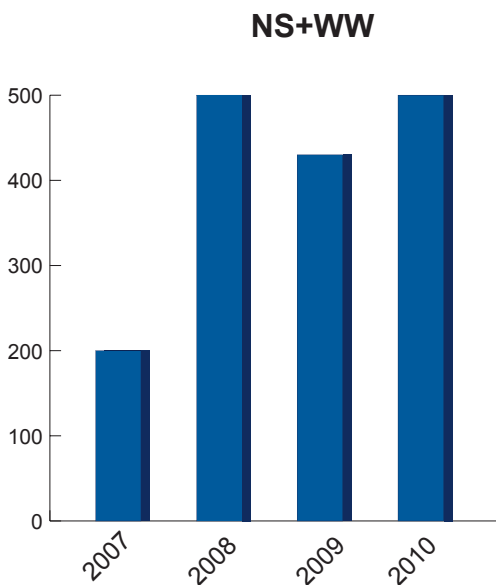
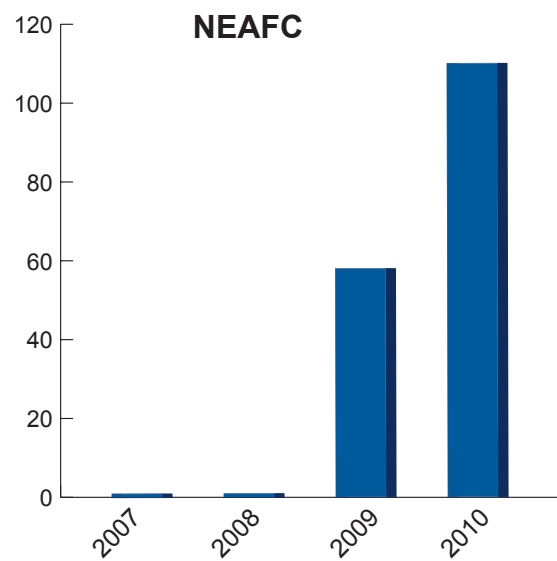
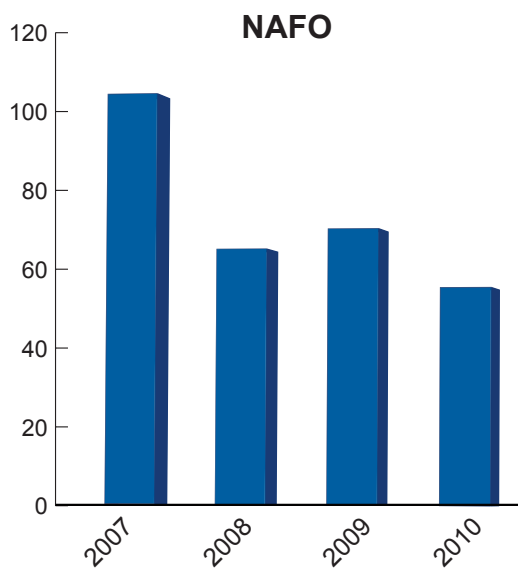
- EU waters JDPs are organised through periodic joint campaigns. In the Baltic Sea, the number of activity days has increased slightly compared with 2009. In the case of the North Sea and Western waters, a significant increase in the joint campaign days is apparent, mainly

due to a pilot project joint campaign organised in the Southern North Sea which was running permanently over a three month period. This project was successful in showing the advantages of a more permanent coordination and exchange of information between the control authorities.

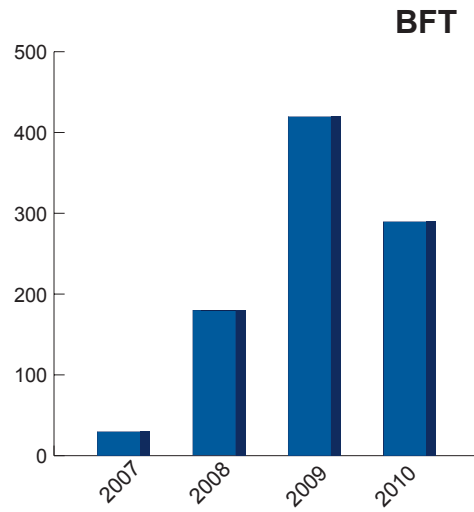
- In the JDPs concerning Non-EU waters managed by Regional Fisheries Management Organisations (RFMOs) - NAFO & NEAFC and BFT - the trend is of a general decrease of the number of the joint campaign days with respect to 2009; except in the case of NEAFC with a slight increase of activity. In these areas, the fisheries take place during a specific period in the year.

The decrease of operational 21 days is linked to a reduction of the fishing activity of the EU fleet in some areas such as NAFO, or the reduction of the fishing season in the case of BFT. In parallel, better planning based on risk analysis and accumulated experience from previous years, allowed for an adequate number of inspections in these areas.

Figure 3: Total number of inspections at sea by areas, 2007-2010⁸

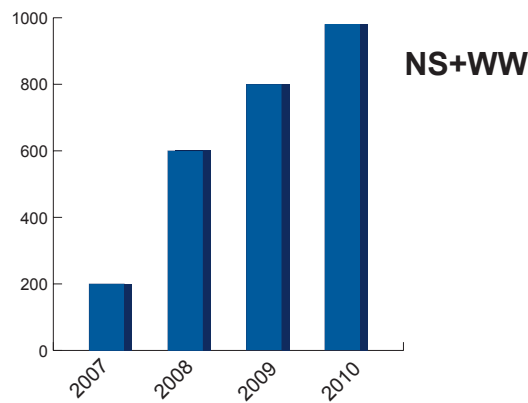


⁸ In 2007 and 2008 the fisheries in the NEAFC area were not covered by a JDP.

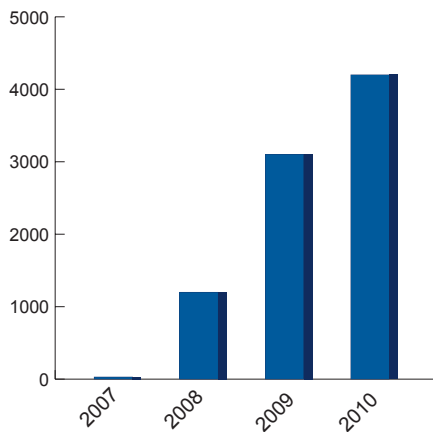


Source: CFCA⁹

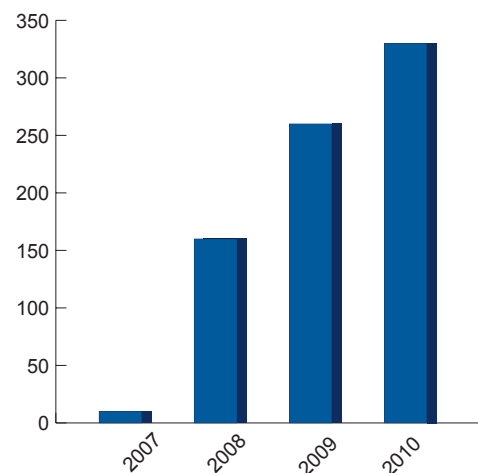
Figure 4: Total number of inspections ashore, 2007-2009



BALTIC SEA



BFT



Source: CFCA¹⁰

⁹ In 2007 the BFT fishery was not covered by a JDP.

¹⁰ In 2007 the BFT fishery was not covered by a JDP.

Overall, the number of inspections throughout the year has increased in EU waters.

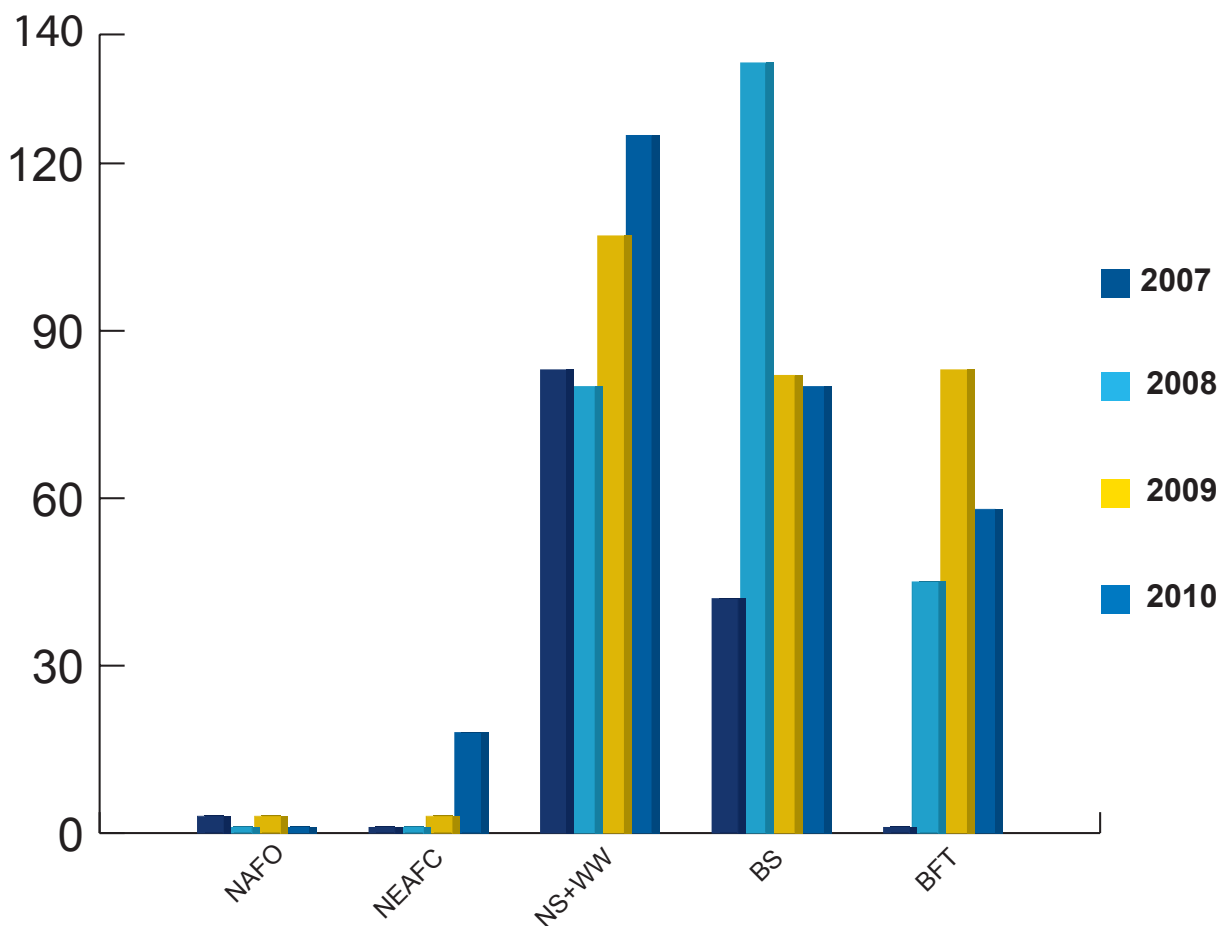
In the NAFO & NEAFC areas, the total number of inspections remained stable, because of the reduction of fishing activity days and since inspections in NAFO were compensated with a more active presence in NEAFC.

In the BFT JDP, fewer inspections at sea were compensated with more inspections ashore.

Regarding the Baltic Sea, there was an increase in the number of landing inspections compared to 2009. The magnitude of the figures reflects the priority given to landing inspections in the cod fishery.

Finally, in the North Sea and Western Waters there was an increase of inspections both at sea and ashore. This reflects additional efforts by Member States during an additional three months joint campaign in the area.

Figure 5: Total number of apparent infringements, per geographical area, 2007-2010

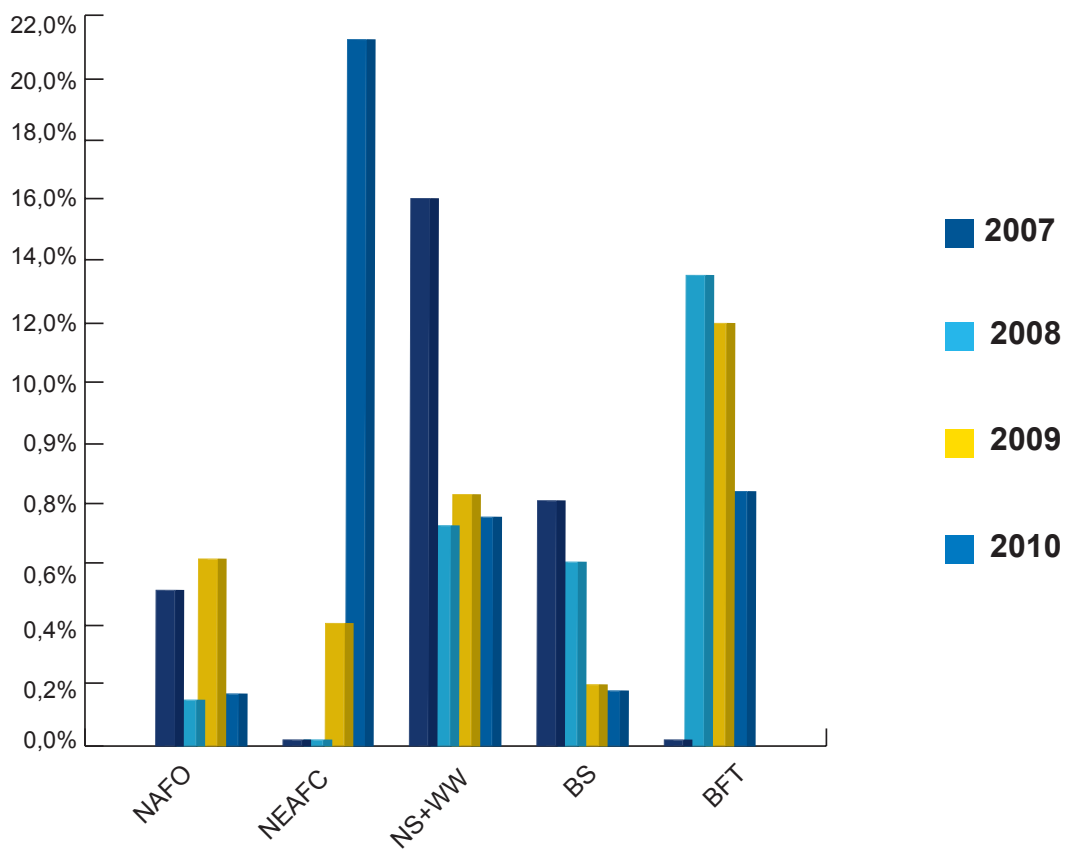


Source: CFCA

A general reduction in the number of apparent infringements detected can be observed in all the areas except NEAFC

and North Sea, where a significant increase in the number of inspections took place.

Figure 6: Apparent infringement discovered ratio per inspection, per geographical area, 2007-2010



Source: CFCA

The ratio of apparent infringements / inspections in NEAFC is the highest for all JDPs during all years up to now, reaching 20% of inspections in which at least one apparent infringement cases was detected. The main type of infringement discovered relates to labeling rules applicable in the area. As a result of the control activities, compliance has improved.

There was a slight decrease in the ratio of infringements versus inspections in the last year for the Baltic Sea, North Sea and western waters, NAFO and BFT.

4.1.3 Cooperation and best practices

The core objective of the CFCA is to promote the uniform and effective application of the rules of the CFP, towards ensuring a level playing field. The operation of joint teams of inspectors and the training and workshop sessions organised during the year are an essential contribution to this objective:

- The cooperation between Member States through the creation of joint teams of inspectors of different nationalities is essential for operational coordination. Approximately 1600 man/days were deployed in joint teams during 2010. This practice is one of the main tools to foster cooperation, increasing transparency of activities, exchange of best practices and building confidence between the different national authorities. In some cases, the CFCA participated as part of a joint team, mainly in international waters where its coordinators may act as Community inspectors. In this respect, two joint campaigns with Canada in the NAFO Regulatory Area were organised as part of a pilot project of cooperation with another Contracting Party to the NAFO Convention. One of these joint campaigns was undertaken with a CFCA coordinator acting as a NAFO inspector.
- The trainings linked to JDPs during the different joint campaigns are also considered a major element towards ensuring a level playing field and a harmonised approach in the application of the EU law by all Member States' inspectors. A total of 212 staff from Member States received training for regional JDPs during 2010. Furthermore, the CFCA participated in 6 National training courses organised by Member States for the BFT.

On request of the Commission, the CFCA also organised a training session in Vigo for inspectors of other contracting parties of ICCAT regarding the BFT ICCAT rules, and a session in Libya for 45 Libyan inspectors in Tripoli before the BFT joint campaign of 2010.



4.1.4 JDP Seminar: improving effectiveness

Against a background of increasingly scarce public funding, the CFCA promoted a critical discussion between Member States and the European Commission so as to discuss ways of improving effectiveness in JDP Operations.

The seminar participants recommended that, in order to improve the effectiveness of JDPs, a more strategic, innovative and cost-effective use of control assets was of paramount importance at EU level. The development of Regional Control Areas covering all relevant fisheries and activities of the CFP, could be explored in order to work towards a more cost-effective, rational and complementary joint deployment of human and material resources. Extended and permanent sharing of timely

intelligence and data could also be envisaged. Such an approach could benefit all levels of the JDP cycle; facilitating common planning, common risk management, common evaluation and assessment.

These principles are now a core component of the CFCA Multiannual Work Programme (2011-2015). The detailed conclusions of the seminar of JDPs 2010 are presented in Part I, Annex II.



4.1.5 Fight against IUU fishing

The CFCA has continued to support the Member States and the Commission in the implementation of Council Regulation (EC) No 1005 / 2008 in the fight against IUU fishing. 2010 has been the first year of the application of the Regulation by the Member States, and the support by the CFCA has been organised in three key areas:

- Assistance in fulfilment of the tasks transferred to the CFCA under Commission Decision 2009/988/EU of 18 December 2009.
- Provision of training to National authorities.
- Creation of a working group for the common application of the EU rules by the Member States.

a) Activities concerning the tasks transferred to the CFCA under Commission Decision 2009/988/EU of 18 December 2009.

Specifically, these tasks are:

- Transmission of notifications on denials of landing or transshipment authorisations by third country vessels in accordance with Article 11(3) of Regulation (EC) No 1005/2008. In 2010, 2 denials of landing were communicated to the CFCA and transmitted by the CFCA to the competent authorities.
- Audits and evaluation missions in cooperation with the Commission to verify the effective implementation of agreed cooperation arrangements with third countries in accordance with Article 20(4), second subparagraph (c) of Council Regulation (EC) No 1005/2008.

In 2010, the CFCA participated in three evaluation missions organised by the Commission to the third countries of Panama, Belize and Sri Lanka.

b) Training activities.

- Training events for Member States, organised by the CFCA at its premises in Vigo.

Five training seminars were organized by the CFCA for Member State officials. The Seminars were conducted following an identification of needs for training in full cooperation with the Commission and the Member States.

Member State representatives attending the trainings were asked to disseminate the information and documents presented within the trainings as widely as possible within their own administrations.

Concerning the organisation of training, from the second half of 2010 onwards Member States were split into groups in order to allow the participation of two or three representatives per Member State.

Some of the main specific training topics identified and delivered during 2010 were:

- Elaboration of case studies to illustrate trade flows and the catch certification scheme.

- Exchange of established procedures to verify catch certificates.
- Publicly available information for verification purposes and data crosscheck.
- Practical application of the common risk management criteria.
- Use of the mutual assistance tools.

- CFCA participation in training events organised by Member States at national level.

The CFCA also supported Member States in courses organised at a national level for the implementation of the IUU Regulation. Three workshops were organised by Cyprus, Lithuania and Poland.

c) CFCA IUU Working Group.

Two meetings of the working Group for IUU were held in 2010 in Vigo:

- The first meeting had as a primary aim discussion with Member States of the templates and procedures for the new tasks assigned to the CFCA under Commission Decision 2009/988/EU and discussion of the training needs for Member States' authorities on the implementation of the IUU Regulation during 2010. The CFCA IUU Work Plan for 2011 and beyond was also presented.
- The aim of the second working group meeting was focused on the orientation of the future work of the CFCA in terms of its tasks on the implementation of the IUU

Regulation, and to have a first approach to a common risk management under the IUU perspective.

Concerning the envisaged adoption of an IUU Work Plan to be established in collaboration with the Member States and with the Commission, it was announced that this issue would be addressed in further meetings of this IUU Working Group during 2011.

4.2 Capacity building

4.2.1 Introduction and data activity

The CFCA capacity building activities have been focused on three main priority areas of cooperation for the uniform and effective application of the CFP rules by Member States:

- **Data monitoring and networks.**
- **Training.**
- **Pooled capacities.**

Activities were conducted within the context of cooperation in maritime affairs in order to contribute to the implementation of the EU Integrated Maritime Policy and related tools for maritime surveillance.

Table 3: Performance indicators evaluation WP 2010 (Amounts in €)

Activity Performed ¹¹		Deliverables
Fisheries Data Monitoring Centre		<ul style="list-style-type: none"> • VMS currently operational in all Joint Deployment Plans • NAFO MS Access Database modified and updated • Setting up of the Steering Group on Data • Exchange and Networks. First meeting in May 2010 • Study on control information systems contracted. Member States of Baltic Sea and North Sea visited
Budget: 200,000 €	Staff: 2 AD, 1 AST	
<ul style="list-style-type: none"> • Improve VMS and incorporate new tools to FDMC • Analyse national control information systems • Facilitate a harmonis 		
Training and exchange of experience		<ul style="list-style-type: none"> • Mapping report • Exchange of experience documents presented during the Steering Group and Working group • Meeting minutes • Collaboration platform in production • Experts applications • Training session in for the Swedish Coast Guard on 10 November • Training seminars • MoU on bilateral cooperation
Budget: 284,000 €	Staff: 2 AST	
<ul style="list-style-type: none"> • Mapping of MS training programmes • Compiling of an indicative content proposal of the Core Curriculum • Organisation of a meeting of the Steering, Group on training and exchange of experience on 10 June • Organisation of a meeting of the Working group on training and exchange of experience • Development of the web-based collaboration platform • Preparation and publication of the call for 		

¹¹ Please note that the assessments of JDP activities are included under each JDP Report.

Activity Performed ¹¹		Deliverables
<ul style="list-style-type: none"> • Expressions of interest for experts other than government officials • Assistance to Member States' national training programmes • To assist in the training programmes under the framework of the JDPs 		
Pooled capacities		
Budget: 10.000 €	Staff: 1 AST	
<ul style="list-style-type: none"> • Management of the CFC responsibilities regarding the list of Community inspectors and inspection means • Management of the joint procurement of technical equipment and follow up on the contract • Management of the procedures for the pooling of inspection and surveillance resources, technical assets and logistical support and assessment of the use of those means • Management of charter and other service contracts 		<ul style="list-style-type: none"> • Design and setting up of a new coordination room for the JDP in the CFCA premise equipped and operational • Community inspector cards issued • Launching a call for tender for the acquisition of a joint EU-inspection vessel • Procurement procedure for the chartering of a joint EU-inspection vessel carried out • Cooperation with other Agencies (Frontex and EMSA) • Participation to expert meeting on the joint use of means • Training
FishNet		<ul style="list-style-type: none"> • FishNet: Study on situation, requirements and roadmap contracted Budget: 25,000 € Staff: 1 AD and initiated
Budget: 25,000 €	Staff: 1 AD	
<ul style="list-style-type: none"> • Project initiation: launching of a feasibility study 		

¹¹ Please note that the assessments of JDP activities are included under each JDP Report.

4.2.2 Fisheries Data Monitoring Center

The initial phase of the Fisheries Data Monitoring Centre (FDMC) has been successfully completed after the VMS module was tested in the Bluefin tuna joint campaign and was adapted to CFCA specific requirements. This application has been used for the exchange of VMS data in the different JDPs. In addition to this module, preparatory work was conducted to adapt the basic infrastructure for future incorporation of other monitoring and control systems in the light of future developments. To facilitate the management of VMS information in long distance waters like NAFO an ad-hoc communication system and database were upgraded.

Based on a case study conducted in the last quarter of 2009, a draft methodology was developed to prepare an open call for tender for a study on information systems in the Member States. The scope of this project is to visit the Member States in 2010 and 2011 to develop a common view on issues such as procedures for secure share of data, ways to improve data quality, and the development of tools for risk analysis. The objective of the study is to collect data on existing information systems on fisheries in the EU Member States, their possible future development and their compatibility for data/system exchange with other Member States and CFCA. The study will provide an analysis of the structure and functionalities of each national system. The information obtained by the study will be used to identify good practices and to formulate proposals for pilot projects, trainings, guidelines, and exchange of expertise both on a regional and a general basis.

The relevant authorities of the Member States of the Baltic Sea and North Sea regions were visited. The remaining EU regions will be visited during the first semester of 2011. During the second semester of 2010 an open call for tenders was prepared and published with the objective of providing the CFCA with an operational Electronic Reporting System (ERS). The system would be required to have the capability to receive, exchange and manage

ERS data in accordance with Commission Regulation (EC) 1077/2008. The offers received did not fulfil the requirements set out in the specifications. As a result no contract was awarded.

Since the Agency is charged with brokering cooperation between Member States and assisting them in building their capacity to effectively apply the rules of the CFP, the CFCA established a working group to guide activities under Article 16 of the CFCA founding regulation (information network). Where appropriate, it will support a regional approach taking into account the relevant specificities. Where compatibility is not guaranteed at the level of individual Member States, the CFCA will seek solutions as necessary.



Within its mandate the CFCA contributed to initiatives set out in the Draft Roadmap towards establishing the Common Information Sharing Environment for the surveillance of the EU maritime domain (COM/2010/584). The CFCA participated as one of the representatives of the relevant European Agencies at the 'Technical Advisory Group' (TAG).

4.2.3 Training and exchange of experience

In order to be familiar with the Member States training programmes, a mapping of the national training programmes of the Member States was conducted and finalised. The report was presented during the second meeting of the Steering Group on training and exchange of experience. As agreed in the Steering Group a Working group on introducing a web - based training platform was established for the purpose of the development of the core curriculum for training of national inspectors. This project has significant importance because it can be considered as “a window to and for the Member States” allowing for initially a remote collaboration between control experts in drawing up the core curriculum and subsequent training opportunities for national trainers and inspectors. Since a wide range of particular expertise will be needed for the drafting of the core curriculum, a call for expressions of interest was launched to set up a network of experts to assist Member States and the Commission. In this process, the CFCA is establishing a list of experts in various fields of competence required for the drafting of the core curriculum.

On 24 September 2010 a Memorandum of Understanding (MoU) was signed by the directors of the French administration (Fisheries directorate, Maritime affairs directorate) and CFCA as regards the development of curricula for fisheries inspectors' training. The purpose of this MoU is to optimise the synergies of the work done by the parties through exchange of information and expertise. In collaborating, the parties will mutually contribute to the development of the core curriculum for training of national fisheries inspectors at European Union level and of a specific training curriculum for the French fisheries inspectors.

The web based training platform was presented to Member States and the Commission on 16 November 2010 and the priorities for the development of the core curriculum were agreed. At the same meeting, the representative of

the French training project, shared his experience and presented the way ahead for the French project.

At the request of Member States, experts from the CFCA participated in general national training programmes.



4.2.4 Pooled capacities

The CFCA has set up, in a secured area, fully equipped operational coordination rooms in the premises of the CFCA. New separation walls determine three main secured areas: one briefing room and two coordination rooms. This project was developed in a phased approach.

Continuous monitoring was put in place to improve quality over time based on user feedback. Security procedures and protocols are gradually implemented for the coordination activities that take place at CFCA premises in Vigo. In 2010, the CFCA hosted the coordination of several joint campaigns in relation to the JDP's for BFT, Baltic cod and North Sea cod. To this end, national coordinators worked during the relevant joint campaigns in the CFCA.

4.2.5 FishNet

FishNet is a virtual coordination room, providing its user communities with remote collaboration tools to support joint control operations. The initiation phase to develop this secured communication and collaboration platform started in the second half of the year. As a result, a first vision document was designed as a starting base to frame the concept.

Fishnet should provide the national and CFCA coordinators of joint control and inspection activities with the necessary remote collaboration tools as if they worked in a virtual coordination centre (teleconferencing, exchange of information, sharing data and documents, producing joint guidance for the deployed control means).

Based on this vision, a feasibility study was contracted at the end of the year to further define and analyse the requirements and to prepare the implementation phase of the platform, which is foreseen in 2011. The study will provide an overview of the current situation, analyse what is necessary in order to enhance collaboration and ensure the secure exchange of information, suggest possible solutions and present a roadmap detailing the different phases to implementation.

5. Governance and representation¹²

5.1 Administrative and Advisory Boards

5.1.1 Administrative Board

The Administrative Board is the main governing and controlling body of the CFCA. It is composed of six members representing the Commission and one representative per Member State. Since October 2008, with terms of office of three years, the Chairman is Mr Serge Beslier and the Deputy Chairperson Ms Birgit Bolgann.

Council Regulation (EC) No 1224/2009 of 20 November 2009 amending the founding regulation of the CFCA

broadened the mandate of the Agency and introduced new administrative requirements.

In 2010, two meetings of the Administrative Board were held in Vigo; the 11th meeting of the Administrative Board was held on 18 March and the 12th meeting on 19 October.

At its 11th meeting, the Administrative Board adopted, amongst other, the Draft Budget for 2011 and took note of the first Provisional Multiannual Work Programme for years 2011-2015 and Work Programme for year 2011.



At its 12th meeting, the Administrative Board adopted the Multiannual Work Programme of the CFCA for years 2011-2015 and the Work Programme of the CFCA for year 2011 together with the Budget of the CFCA for year 2011.

Given that the CFCA started its operational activities in January 2007, the Administrative Board initiated the procedures for the commissioning of an independent external evaluation to assess the impact of the legislation, the utility, relevance and effectiveness of the Agency and its working practices and the extent to which it contributes to the achievement of a high level of compliance with rules made under the common fisheries policy.

The Evaluation is scheduled to start in 2011 and to be finished and adopted by the Administrative Board in 2012.

¹² The Annual Report of the CFCA for 2010 has already been structured following the new Activity-Based Management System (ABMS).

5.1.2. Advisory Board

The Advisory Board; composed of one representative of each Regional Advisory Council (RAC) met two times in 2010 in preparation of the meetings of the Administrative Board; in Madrid on 2 March and in Vigo on 21 September.

In the meeting held on 2 March 2010 a rotation system was agreed among the RAC representatives to appoint the Advisory Board representative in the CFCA Administrative Board. From 2 March 2010 onwards the NWWRAC representative was appointed representative of the Advisory Board in the Administrative Board, and the representative of the SWWRAC as alternate. After one year the representative of the Advisory Board in the Administrative Board will rotate to the SWWW RAC and the alternate will be the representative of the Baltic RAC.

5.2 Communication

In 2010, the fulfilment of the Communication objectives of the CFCA has warranted that the Agency's overall operational goals and the Agency's mission and work have been well publicised, especially by reaching stakeholders in the main regions in the framework of the JDPs adopted by the CFCA.

In support of its operational coordination activities aiming at building a culture of compliance of the Common Fisheries Policy, the CFCA has focused its Communication efforts on a very symbolic fishery which has been at the spotlight of media attention: the bluefin tuna in the Mediterranean and Eastern Atlantic. In cooperation with the Commission and Member States, and with a view to putting forward a common EU message to ICCAT on the efforts made by the EU in monitoring, control and surveillance in this fishery, the CFCA coordinated a series of EU media actions. These included the issue of a specific press release, the production of a B-roll video for audiovisual media and the organisation of a press trip on board of the chartered joint EU-inspection vessel (Jean Charcot). This resulted in excellent coverage from journalists from main national media such as the Economist, Der Spiegel, El País and Midi Libre.

The CFCA reached the general public in support of the European Commission strategy convening the CFP message. The CFCA participated in the Seafood Exposition in Brussels and the Maritime Day in Gijón. In both events, the CFCA was present in the European Commission stand along with EMSA; having an Agency display, new promotional material and continuous CFCA staff presence.



With a view to promoting Europe in the location of our host seat, the CFCA celebrated Europe Day in Vigo together with the Commission Representation in Spain, combined with the visit of the sailing boat *Traité de Rome* and in the presence of the Minister of Fisheries and Maritime Affairs of Spain and regional and local representatives. Other initiatives reaching out to local stakeholders

were the visit to chartered joint EU-inspection vessel (Jean Charcot) in Vigo port and to a vessel of the Swedish Coast Guard (Triton).



Regarding institutional communication, the agency's headquarters hosted several important institutional receptions, such as the EP Fisheries Committee, a delegation of Danish MEPs, the Mayor as principal representative of Vigo City Hall, and the visit of DG MARE Director General Lowri Evans, combining a meeting with Spanish stakeholders.

Moreover, in line with the EU inter-institutional policy encouraging partnership communication, the CFCA has worked in cooperation with the European Commission to bring a delegation of Irish journalists to the CFCA and receiving journalists on the occasions of the Informal Council of Ministers in Vigo, the visit of Fisheries Commissioner Maria Damanaki, and the Director General of DG MARE.

Several materials were produced to underpin the Communication strategy of the CFCA. These are a new corporate video, the printed version of the CFCA Annual Report, new sheets of the broader mandate of the CFCA in different languages, and other promotional material. Moreover, procurement procedures were finalised for a framework contract for Communication, as well as for subscriptions to periodical publications.

Finally, the CFCA enhanced its online communication interface with the general public. The number of visitors to

its website has increased from an average of 2000 visits to 3000 per month, with monthly peaks of more than 5000 visitors.

5.3 Representation and networks

5.3.1 Regional Advisory Councils

The Regional Advisory Councils (RACs) represent the stakeholders in relevant geographical areas or fisheries. There are seven Regional Advisory Councils which cover different fishing grounds; both in EU and international waters and those under fisheries agreements. These are: North Sea RAC, Pelagic Stocks RAC, North Western Waters RAC, Baltic Sea RAC, Long Distance RAC, South Western Waters RAC and Mediterranean Sea RAC.

The RACs are an important target audience for the CFCA in its Communication policy, as they are partners and suppliers of information to fisheries organisations and companies.

During 2010, the CFCA participated in meetings of the Executive Committees of the RACs, especially in those of the RACs affected by the Joint Deployment Plans adopted by the CFCA. The 35 Agency also participated in the RAC Working Groups, but solely when issues referring to CFCA competences were included in the agendas of the relevant meetings.



5.3.2 Cooperation with other Agencies in the Maritime domain

Within the framework of two Joint Technical Expert Working Groups, the CFCA undertook joint efforts with Frontex and EMSA to explore the operational benefits of an exchange of information of common interest between the agencies in the field of maritime surveillance and of the joint acquisition and possible use of assets (aircrafts and vessels). The outcome of the analysis will be made available to the executive directors of the three Agencies at the end of this first year exercise.

5.3.3 EU Agencies, networks and institutional representation

The CFCA attends the meetings convened by the Commission, the European Parliament and the Council where its presence is desirable, required or in its own interest.

Amongst the meetings that can be outlined during 2010 were the audits in the Fisheries Committee in the EP, the presentations made at the occasion of the visit of the Director General of DG MARE to the CFCA headquarters and the presentation in the Council Working Group. In addition, CFCA representatives also attended the Commission expert groups on control for fisheries and aquaculture.

The CFCA has participated in meetings of the RFMOs in which JDPs are executed: NAFO, NEAFC and ICCAT during 2010; The CFCA representatives supported the EU Delegation in these meetings.

In the field of horizontal matters, the inter-agency cooperation network coordinates the relations between the Agencies, the Commission and the European Parliament. In this context, the Executive Director and the Head of Administration attended the various meetings held at management level. Likewise, Agency staff met their counterparts through specific technical networks: Procurement (NAPO), Communication, Data protection, Legal (IALN), IT and Accounting.

The Head of Human Resources represented the CFCA on the Board of the Translation Centre during two meetings in 2010.

ANNEXES

ANNEX I. ASSESSMENT REPORT OF BFT JDP

I - Training under the 2010 Joint Deployment Plan for the bluefin tuna.

A regional training for national trainers of Member States involved in the 2010 BFT JDP was held from 3 to 5 March 2010 in Vigo (Spain). 19 participants from Cyprus, France, Italy, Malta and Spain attended the training course.



The objective of the training was to train Member States (MS) national trainers and experts which were involved in the preparation, development and implementation of national training courses. The knowledge acquired and the material (presentations and practical exercises) disseminated during the regional training facilitated the preparation and implementation of the national trainings. In this way, the regional training was expected to have a multiplicative effect in EU MS, achieving the objective to train as much staff involved in the bluefin tuna joint campaign as possible. In total, 212 inspectors attended the national trainings organised by MS with the support of the CFCA.

For the first time and following the request made by the European Commission, the CFCA organised a training course for inspectors from other ICCAT Contracting Parties. The training course took place at CFCA premises in Vigo on 19-20 April 2010.

In addition, Libya requested the European Commission the possibility to organize a training course for Libyan officials involved in fisheries inspection.

The CFCA provided such a training course, which was held in Libya from 4 to 5 May 2010. 45 participants attended the training course.

II - The bluefin tuna fishery in 2010

II.1 – The fishing fleet

In 2010, EU MS vessels involved in the bluefin tuna fishery in the Atlantic and the Mediterranean Sea were as follows:

Category	CYP	ESP	FRA	GRC	ITA	MLT	TOTAL
Purse Seiner*	0	6	17	1	0	0	24
Bait Boat	0	61	8	0	0	0	69
Trawler	0	0	50	0	0	0	50
Longline	12	70	81	242	30	57	492
Trolling Line	0	0	9	1	0	0	10
Handline	0	33	0	13	0	0	46
Total Catching	12	170	165	257	30	57	691
Total Other	0	115	1	10	27	31	184

* Purse seiners which in 2010 have been allocated an individual quota.

During the 2010 bluefin tuna joint campaign in the Atlantic and the Mediterranean Sea, the number of other ICCAT CPC's vessels involved in this fishery was as follows:

Category	ALB	DZA	CHN	HRV	HND	JPN	KOR
Bait/troller/liner	0	0	2	0	0	33	0
Purse Seiner*	0	0	0	16	0	0	1
Total Catching	0	0	2	16	0	33	1
Total Other	0	0	0	47	3	4	1

LBY	MAR	PAN	SYR	TUN	TUR	VUT	TOTAL
0	283	0	0	0	0	0	318
16	1	0	1	38	17	0	90
16	284	0	1	38	17	0	408
6	1	12	0	19	43	8	144

* Purse seiners which in 2010 have been allocated an individual quota.

It should be noted that:

- The number of EU purse seine vessels authorised to operate for bluefin tuna in 2010 was 24 compared to 87 in 2009.
- The number of other ICCAT CPCs purse seine vessels authorized to operate for bluefin tuna in 2010 was 90 compared to 217 in 2009.

In total, both EU and other ICCAT CPCs, 1099 catching vessels were authorized to actively participate in bluefin tuna fishing in 2010. The number of other vessels amounted to 328.

II.2 – The 2010 bluefin tuna fishing pattern

The main highlights of the 2010 bluefin tuna fishing pattern were as follows:

- The purse seine fishing period was reduced from two months in 2009 to only one month in 2010. In principle, the information gathered by the TJDG through the deployed means seems to confirm that the new fishing period was respected by ICCAT CPCs.
- Italian purse seiners remained at port. No EU purse seiners operated in the Eastern Mediterranean. The main fishing grounds for EU purse seiners were the Balearic area (9 purse seiners from France and 6 purse seiners from Spain) and the Central Mediterranean (1 purse seiner from Greece and 8 purse seiners from France).
- 17 Turkish purse seiners and 1 Moroccan actively fished for bluefin tuna in the Eastern Mediterranean. 16 Libyan and 1 Korean purse seiners remained always inside Libyan waters. 38 Tunisian purse seiners operated both inside and outside Tunisian waters in the Central Mediterranean. The Croatian fleet (16 purse seiners) area of operation was confined to the Adriatic Sea.
- 4 Japanese longliners did not actively fish for bluefin tuna in the Mediterranean as it occurred in 2009.

III – Implementation of the Joint Deployment Plan

III.1 – Steering Group

Three meetings of the Steering Group were held in May, June and July 2010. The objectives of these meetings were mainly to review the implementation of the JDP and to define the strategy and the priorities of the JDP in terms of control and inspection activities.

III.2 – Operational coordination

Cyprus, France, Italy, Malta and Spain seconded national coordinators to the JDP's Technical Joint Deployment Group (TJDG). The TJDG was based at the premises of the Community Fisheries Control Agency (CFCA) in Vigo (Spain).

The CFCA provided four full-time staff members to support both the activities of the TJDG throughout the whole joint campaign and to participate to some of the land and sea missions implemented in the framework of the JDP. The coordinators of the CFCA participated in 3 missions at sea and 4 missions ashore for a total of 55 days.

The TJDG was operative 7 days a week on an office-hours basis, with staff available on-call during off hours.

The risk assessment implemented to prepare the joint campaign was quite successful. The deployment of means in time and space was consistent with the 2010 fishing pattern and therefore monitoring and control can be considered as effective. All bluefin tuna fishing grounds were surveyed during the right time periods.

The TJDG was regularly provided with VMS data by MS and the ICCAT Secretariat through https connection. The activities of the inspection means deployed by the JDP have benefited significantly from VMS information provided in real time.

However:

- VMS from Panama tugs was not received by the TJDG since 19 May 2010.
- VMS data from Croatia was not regularly received by the TJDG throughout the joint campaign and was not useful for control purposes.

III.3 – Deployment of pooled means

In 2010, MS made available 196 ICCAT, Community and national inspectors for the implementation of the JDP.

MS have made a substantial effort in terms of pooling of means to control and inspect bluefin tuna fishing activities, committing a significant amount of resources. The means deployed by MS during the JDP campaign were as follows:

High Seas Patrol Vessels	11
Coastal Patrol Vessels	16
Airplanes/Helicopters	11

In addition to the national means, for the first time in the framework of a bluefin tuna JDP, a joint EU-inspection

vessel (FPV Jean Charcot) was chartered by the CFCA on behalf of MS. The breakdown by MS is as follows:

Type of Means	Aerial Means-Member States				Total
	ESP	FRA	ITA	MLT	
Aircrafts	1	2	4	1	8
Helicopters	1	///	///	2	3

Type of Means	Aerial Means-Member States						Total
	CYP	ESP	FRA	GRC	ITA	EU	
Coastal Patrol Vessels	1	1	1	2	11	///	16
High Seas Patrol Vessels	///	3	3	///	4	1	11

III.4 – Activities undertaken within the framework of the 2010 BFT JDP

The 2010 JDP Schedule was agreed by MS within the SG and annexed to the JDP document as Annex II.

At the end of the 2010 Bluefin tuna joint campaign, 193 days of ashore inspections have been coordinated by the TJDG. Additionally the means committed by MS have been active during 210 days at sea and 91 surveillance flights have been also carried out for a total of about 274 hours.

	Scheduled	Undertaken	Percentage
LAND	184	193	105%
SEA	247	210	85%
AIR (hours)	214:00:00	274:01:00	128%

The non implementation of all scheduled sea missions is due to various reasons, namely: bad weather conditions, cutback of sea missions by certain MS, and the lack of enough fishing activity in certain areas to justify the deployment of all scheduled sea inspection means. As it has been mentioned before, in 2010 purse seine fishing capacity has been largely reduced and the purse seine fishing period was reduced to only one month. Accordingly, the deployment of sea inspection means has been tailored to such circumstances.

In general, it can be concluded that control and surveillance activities under the JDP have been commensurate with 2010 fishing effort.

The table below summarises in a detailed way (by FAO Subarea) the days of control activity deployed in 2010 by MS.

	WESTERN MED	CENTRAL MED	EASTERN MED	EASTERN ATL	TOTAL
LAND	68	55	31	39	193
SEA	94	81	15	20	210
AIR	26	55	10	0	91

As it was mentioned before, for the first time in the framework of a bluefin tuna JDP, a joint EU inspection vessel was chartered by the CFCA on behalf MS. The following table summarises the main results of the FPV mission. The mission was divided in two legs. During each leg, four inspectors from France, Italy, Malta and

Spain plus one CFCA coordinator were on board the patrol vessel.

As well, for the first time since the CFCA is implementing bluefin tuna JDPs, CFCA coordinators have carried out fisheries inspections to vessels from other ICCAT CPCs in international waters.

	ICCAT Inspectors	Inspections	Vessels with possible non-compliance	sightings	Sightings with possible non-compliance
Jean Charcot	10	57	12	153	1

III.5 – Exchange of inspectors

The table below shows that, so far, 113 days of ashore inspections were carried out by mixed teams, while

117 days of sea missions were implemented by joint inspection teams.

	Scheduled	Undertaken	Percentage
LAND	144	113	78%
SEA	159	117	74%
TOTAL	303	230	76%

The table below shows that so far 59% of the total land activity days have been undertaken by mixed inspection teams, while 56% of the total sea activity days were implemented by joint inspection teams.

If we compare these figures with the final ones in 2009, the ratio of days of joint/mixed teams against total days of activity has increased.

	Total days of activity	Days of joint/mixed teams	Percentage
LAND	193	113	59%
SEA	210	117	56%
TOTAL	403	230	57%

IV – Results of control activity

IV.1 – Inspections

A total of 665 inspections have been implemented throughout 403 activity days in the Atlantic and the Mediterranean within the framework of the 2010 bluefin

tuna JDP, of which 347 were done ashore and 318 were implemented at sea.

	WESTERN MED	CENTRAL MED	EASTERN MED	EASTERN ATL	TOTAL
LAND	132	109	29	77	347
SEA	154	114	18	32	318

During the implementation of the JDP, both MS and other ICCAT CPCs vessels/operators have been inspected. Land inspections done to MS vessels/operators accounted for almost 94% of the total number of land inspections carried out, while sea inspections done to MS vessels accounted

for almost 78% of the total number of sea inspections undertaken. These figures are quite similar to those of 2009.

2010	EU MS	ICCAT CPCs	TOTAL
LAND INSPECTIONS	326 (94%)	21 (6%)	347
SEA INSPECTIONS	248 (78%)	70 (22%)	318
TOTAL	574 (86%)	91 (14%)	665

As it happened already in 2009, the majority of fishing vessels (mainly purse seiners and tugs) from other ICCAT CPCs vessels remained during most part of the fishing period in waters that were not accessible to MS inspection means (territorial waters or fishery protection zones).

As well, the deployment of the means of inspection was very much based on the fishery pattern of the EU fleet and only when EU fleet and third country fleets overlap across time and space there was the opportunity for JDP means of inspection to inspect those third country vessels.

In the Balearic and Central Mediterranean, most of the MS tug vessels towing cages with bluefin tuna have been inspected at least one time, with the exception of some MS tugs which have been inside Libyan waters most of the time and only exited Libyan waters once JDP deployed means abandoned the area. Concerning EU Member States purse seiners, out of 24 authorized, 17 were inspected at least one time (71%).

A table showing the inspections undertaken within the framework of the 2010 bluefin tuna JDP disaggregated by country of the vessel/entity inspected and type of vessel/entity is attached as Annex 1.

IV.2 – Vessels/operators committing one or more possible non-compliance(s)

When a possible non-compliance by a vessel/operator is detected by a fisheries inspector, section 11 of the ICCAT inspection report must be filled. It is important that possible non-compliances are accurately described and appropriate reference to articles of the legislation which have been contravened is made. In several occasions, the inspector determined the existence of several possible non-compliances in a single inspection report. However, in this section reference is made to the number of vessels/operators where one or more possible non-compliance(s) (henceforward PNC(s)) was detected.

In 2010, 59 vessels/operators committed PNC(s), i.e. 9% of the total inspections resulted in the drawing up of a specific report¹³. 17 of these vessels/operators PNC(s) have been reported by the inspectors as being serious violations to the provisions of the ICCAT conservation management measures. In 2009, the number of vessels/operators PNC(s) was 92 (12.5%) i.e. so far the percentage has decreased by almost 4%.

In addition to these vessels/operators committing PNC(s), two vessels from other ICCAT CPCs were sighted while possibly contravening ICCAT provisions. In this case there

¹³ After receipt of inspection documents related to a possible non-compliance, the TJDG establishes a specific report and transmits it to the flag MS and to the European Commission.

is no inspection report and only a sighting form has been filled and signed by inspectors.

	INSPECTIONS	VESSELS/OPERATORS PNC(s)	SIGHTINGS OF PNC (s)
LAND	347	13	-
SEA	318	46	2
TOTAL	665	59	2

Most of the vessels/operators PNC(s) have been detected at sea. Indeed, 46 out of the total number of 59 were the result of sea inspections, and out of these 46, 16 were considered as serious violations by the inspectors. The number of vessels/operators PNC(s) detected ashore is considerably lower; in fact only 13 out of the total number of 59 were detected by land inspections, and out of this 13 only 1 was considered as a serious violation.

Concerning the flag/nationality of the vessels/operators PNC(s), 34 (58%) were EU vessels/operators and 25 (42%) were from other ICCAT CPCs. Regarding the serious PNC violations, 7 were from EU vessels/operators and 10 from other ICCAT CPCs vessels.

	EU MS	ICCAT CPCs	TOTAL
VESSELS/OPERATORS PNC(s)	34 (58%)	25 (42%)	59

However, when the number of vessels/operators PNC(s) is compared against the number of inspections, the result is that only 6% of the inspections made to EU vessels/operators resulted in the drawing up of a specific report, compared to 27% in other ICCAT CPCs vessels/operators.

If compared to 2009 figures, in the case of the EU vessels/operators, the percentage has remained constant while for other ICCAT CPCs vessels/operators the percentage has decreased considerably (57% in 2009).

	EU MS	ICCAT CPCs
INSPECTIONS	574	91
VESSELS/OPERATORS PNC(s)	34	25
%	6%	27%

In fact, inspector teams deployed at sea have observed an improvement in the knowledge of ICCAT rules by skippers. Some ICCAT CPCs have prepared and distribute guidelines about ICCAT rules and on how to fill the mandatory documentation. Initiatives to reinforce cooperation with other ICCAT CPCs such as the training meeting organized by the CFCA on 19-20 April 2010 in Vigo and the training organized in Libya on 4-5 May should be pursued.

IV.3 – Inspections and possible non-compliance(s) by type of vessels/operators

Again, in this section reference is made to the number of vessels/operators where one or more possible non-compliance(s) was detected.

The tables below show the inspections done per type of vessels/operators both for MS and other ICCAT CPCs

and their respective figures for vessels/operators where one or more possible non-compliance(s) was reported. With regards to fishing vessels, the table below shows that purse seiners, tugs and longliners have been the main objective of the JDP inspections, which is consistent with the overall strategy set by the SG and with the relative importance in terms of catches of each segment of the fishery.

When only land inspections are considered, the percentage of inspections made to purse seiners and longliners accounted for 37% of total land inspections. Longliners and tugs accounted, respectively, for 69% and 8% of the total vessels/operators PNC(s).

LAND	Farm	Other Land*	PS	TUG	LL	Other FV*	Total
Inspections	16	101	36	6	95	93	347
%	5%	29%	10%	2%	27%	27%	100%
Vessels/Operators PNC(s)	0	0	0	1	9	3	13
%	0%	0%	0%	8%	69%	23%	100%

***Other land includes traps, markets, supermarkets, trucks and restaurants. Other fishing vessels include auxiliary vessels, bait boats, pelagic trawlers, trawlers, gillnetters, recreational boats and carriers.**

If we consider sea inspections alone, the percentage of inspections made to vessels engaged in the purse seine fishery (purse seiners, tugs and auxiliary vessels) accounted for 48% of total sea inspections, which again is consistent with the strategy set by the SG during the implementation of the JDP and with the importance of the purse seine tuna fishery. It could therefore be concluded that the means deployed at sea have followed the strategy set by the SG and the daily recommendations transmitted

by the TJDG. The percentage of longliners inspected at sea is also quite important (31%). Nevertheless, longliners were mainly inspected when the purse seine fishery had not yet started or when it was already over. In addition, longliners, contrary to purse seiners, usually land their catches and therefore can be inspected when landing their catches in MS ports.

SEA	PS	TUG	AUX	LL	Other FV*	Total
Inspections	61	83	10	98	66	318
%	19%	26%	3%	31%	21%	100%
Vessels/Operators PNC(s)	10	23	2	9	2	46
%	22%	50%	4%	20%	4%	100%

* *Other fishing vessels include bait boats, pelagic trawlers, trawlers gillnetters, recreational boats and carriers.*

In 2010, the highest ratio of vessels/operators PNC(s)/ inspections at sea occurred in tugs. As well, tugs accounted

for 50% of the total number of vessels/operators PNC(s) detected at sea. These results are similar to those in 2009.

IV.4 – Typology of possible non-compliances

As already mentioned above, in several occasions the inspector determined the existence of several possible non-compliances (PNCs) in a single inspection report. If the typology of the possible non-compliances is to be analysed, we should rather look at the total number of PNCs instead of at the number of vessels/operators committing one or more possible non-compliance(s).



In order to implement the analysis, PNCs have been categorised into 4 groups:

- Documentation¹⁴ (which includes logbooks, transfer declarations, BCDs, transfer authorizations, landing pre notifications, catch declarations, video of transfers).
- Technical measures (which includes catch limits, undersize catches, closed fishing seasons, quota exhaustion, ICCAT lists and transshipment at sea).
- VMS.
- Obstruction to the inspection.

In 2010, the total amount of PNCs reported by the inspectors was 84 (70 at sea and 14 ashore). 49 (about 58%) refer to EU vessels/operators, and 35 (about 42%) to other ICCAT CPCs. These are approximately the same percentages encountered when analysing the number of vessels/operators committing one or more possible non-compliance(s).

The highest percentage of PNCs refers to the documentation group, in fact out of the 84 PNCs, 68 refers to this group versus 7 related to the technical measures, 6 to VMS and 3 to obstruction to the inspection.

More than half (36) of the PNCs categorized as documentation were related to logbooks (both of the catching and other vessels). Transfer declarations accounted for 15, BCDs for 10 and 4 were related to video provisions.

Concerning the PNCs related to the technical measures, catch limits accounted for 2 PNCs, while each of the rest (i.e. undersize catches, closed fishing seasons, quota exhaustion, ICCAT lists and transshipment at sea) accounted for only 1.

Finally, the number of PNCs related to VMS was 6 and the ones related to obstruction to the inspection were 3.

¹⁴ It should be noted that in order to do the analysis the following assumption has been made: when a single vessel has several deficiencies regarding one type of document, only one PNC has been considered. For instance, if a vessel has three incomplete transfer declarations, only one PNC has been considered.

The attached table (Annex 2) shows for each vessel, arranged by the date of the PNCs, the PNCs reported by inspectors during the bluefin tuna 2010 JDP.

IV.5 – Spotting planes

The TJDG informed in its weekly report No 5 about the sighting of a possible spotting plane in the Central Mediterranean. The investigations undertaken by Maltese authorities concluded that the plane sighted on 5 June 2010 was undertaking a survey for a University.

V – Conclusions

MS have made a substantial effort in terms of pooling of means to control and monitor bluefin tuna fishing activities,



thus committing to the JDP a significant amount of resources. The risk assessment implemented to prepare the joint campaign was quite successful. The pooling of inspection means has taken place according to the JDP Schedule agreed by the SG, except for sea missions where 85% of the scheduled days have been undertaken. In any case, the deployment of means in time and space was consistent with the 2010 fishing pattern and control and surveillance activities under the JDP have been commensurate with 2010 fishing effort. Therefore, it could be concluded that monitoring and control can be considered as effective.

The coordination by the TJDG of the deployment of inspection means (sea and air) and the exchange of inspectors between MS during the implementation of the 2010 bluefin tuna JDP can be considered as very positive. The presence within the TJDG of National Coordinators from MS has been decisive for a better operational coordination. The reception of VMS through https from MS and ICCAT since the beginning of the joint campaign has been crucial for a successful coordination of the deployed means. In addition, in 2010 the TJDG has been provided by MS with information concerning the transfer authorisations. This information has been very useful when issuing the recommendations to the inspection means and represents a great improvement with respect to 2009.

It should be highlighted that in 2010, the ratio of days of joint/mixed teams against total days of activity has increased. This is the result of the effort made by certain MS in order to mobilize their inspectors for participating in missions abroad.


As it was recommended in the 2009 assessment report, both CFCA and MS have given a great importance to the improvement of the inspection reports when organizing their trainings. As a result of this effort the quality of the inspection reports in 2010 has considerably improved.

If compared with 2009, the ratio of vessels/operators where one or more possible noncompliance(s) was detected against the total number of inspections has decreased.

As it happened in 2009, the analysis shows that EU vessels/operators might be more compliant with regulations than other ICCAT CPCs vessels/operators, but this gap has been considerably reduced. This might be the result of the effort made by ICCAT CPCs to instruct skippers and operators about the obligations entailed under the ICCAT bluefin tuna multiannual recovery plan.

In 2010, the highest ratio of vessels/operators where one or more possible non-compliance(s) was detected against the total number of inspections occurred in tugs. These results are similar to those in 2009.

The results of the analysis of the typology of the possible non-compliances shows that most of the PNCs are related to missing information in logbooks, transfer declarations and BCDs. Even if, as stated above, a better knowledge of ICCAT rules by skippers has been observed, there is still some room for improvement. Therefore, a further effort might be done by MS and ICCAT CPCs to improve the knowledge of ICCAT rules by skippers and operators.



	AUX	FARM	PS	LL	GN	OT	BB	REC
INSP	14	16	97	193	43	37	44	31
CYP	0	0	0	14	0	3	0	0
ESP	9	2	15	29	1	5	36	1
FRA	0	0	16	30	6	8	7	3
GBR	0	0	0	0	0	0	0	0
GRC	1	1	13	9	1	0	1	0
ITA	1	9	21	72	34	21	0	27
MLT	3	4	0	29	0	0	0	0
PRT	0	0	0	0	0	0	0	0
VUT	0	0	0	0	0	0	0	0
HND	0	0	0	0	0	0	0	0
HRV	0	0	13	0	1	0	0	0
JPN	0	0	0	9	0	0	0	0
LBY	0	0	0	1	0	0	0	0
MAR	0	0	1	0	0	0	0	0
PAN	1	0	0	0	0	0	0	0
TUN	0	0	11	0	0	0	0	0
TUR	0	0	7	0	0	0	0	0

	MKT/SUPMKT	TRAP	TUG	RESTO	CARRIERS	TRUCK	TOTAL
INSP	63	2	89	8	9	19	665
CYP	0	0	0	0	0	0	114
ESP	0	0	16	0	0	0	114
FRA	8	0	2	0	0	3	83
GBR	0	0	1	0	0	0	1
GRC	2	0	3	0	0	0	31
ITA	41	0	13	8	0	16	263
MLT	3	0	15	0	0	0	54
PRT	9	2	0	0	0	0	11
VUT	0	0	0	0	1	0	1
HND	0	0	2	0	0	0	2
HRV	0	0	6	0	0	0	20
JPN	0	0	0	0	0	0	9
LBY	0	0	0	0	0	0	1
MAR	0	0	0	0	0	0	1
PAN	0	0	11	0	8	0	12
TUN	0	0	8	0	0	0	19
TUR	0	0	12	0	0	0	19

																				TYPE OF POSSIBLE NON-COMPLIANCES										
																				DOCUMENTATION							TECHNICAL MEASURES			
Flag	Date	Type of Vessel	FAO Division	Type of Mission	N. of PNCs	Serious Violations	Catching Vessels	Other Vessels	Transfer Declaration	Transfer Video	Transfer Authorization	Landing Pre-Notification	BCD	Catch Declaration	Not in the ICCAT List	Catch limits	Undersize catch	Closed Fishing season	Exhausted Quota	Transshipment at Sea	VMS	Obstruction to an Inspection								
1	CYP	17/05/2010	LL	37.3.2	LAND	1																								
2	MLT	22/05/2010	LL	37.2.2	SEA	1	1																							
3	TUN	23/05/2010	PS	37.2.2	SEA	2	YES	1																						
4	MLT	23/05/2010	LL	37.2.2	SEA	1	YES	1																						
5	HND	24/05/2010	TUG	37.2.2	SEA	2	YES								1															
6	TUR	24/05/2010	TUG	37.2.2	SEA	1	YES	1																						
7	ESP	25/05/2010	PS	37.1.1	SEA	1		1																						
8	MLT	27/05/2010	LL	37.2.2	SEA	1																								
9	ITA	28/05/2010	AUX	37.2.2	SEA	1	YES																							
10	ESP	29/05/2010	TUG	37.1.1	SEA	2		1																						
11	FRA	30/05/2010	PS	37.2.2	SEA	1																								
12	PAN	03/06/2010	TUG	37.1.1	SEA	1																								
13	ESP	04/06/2010	LL	37.1.1	SEA	1		1																						
14	PAN	05/06/2010	TUG	37.1.1	SEA	2																								
15	TUN	05/06/2010	PS	37.2.2	SEA	3																								
16	ITA	07/06/2010	REC	37.2.2	SEA	1																								
17	TUN	08/06/2010	TUG	37.2.2	SEA	4	YES	1	1																					
18	FRA	08/06/2010	PS	37.2.2	SEA	2																								
19	FRA	08/06/2010	TUG	37.2.2	SEA	1		1																						
20	ESP	08/06/2010	TUG	37.1.1	SEA	1																								
21	ITA	08/06/2010	LL	37.2.2	LAND	1																								
22	GRC	08/06/2010	LL	37.3.1	SEA	2																								
23	PAN	09/06/2010	TUG	37.1.1	SEA	1																								
24	TUN	09/06/2010	TUG	37.2.2	SEA	3	YES	1	1																					

ANNEX 3 - ACRONYMS

FAO GEOGRAPHICAL SUBDIVISIONS:

Western Mediterranean (FAO Subarea 37.1)

- Balearic (Division 37.1.1)
- Gulf of Lions (Division 37.1.2)
- Sardinia (Division 37.1.3)

Central Mediterranean (FAO Subarea 37.2)

- Adriatic (Division 37.2.1)
- Ionian (Division 37.2.2)

Eastern Mediterranean (FAO Subarea 37.3)

- Aegean (Division 37.3.1)
- Levant (Division 37.3.2)

ICES GEOGRAPHICAL SUBDIVISION:

Eastern Atlantic (ICES Subarea VIII)

COUNTRY CODES:

CYP Cyprus
ESP Spain
FRA France
GBR United Kingdom
GRC Greece
HND Honduras
HRV Croatia
ITA Italy
JPN Japan
LBY Libya
MAR Morocco
MLT Malta
PAN Panama
PRT Portugal
TUN Tunisia
TUR Turkey
VUT Vanuatu

TYPE OF VESSELS:

AUX Auxiliary vessel
BB Baitboat
CARRIERS Carrier/processing vessel
GN Gillnetter
LL Longliner
OT Trawler
PS Purse seiner
REC Recreational and Sport
TUG Towing vessel

TYPE OF ENTITIES:

FARM Farm
MKT/SUPMKT Fish market/Cold store/Fish auction/
Supermarket
RESTO Restaurant
TRAP Trap
TRUCK Truck

ANNEX II - CONCLUSIONS OF THE JDP

Seminar of JDPs 2010- The Way Forward

“Improving Effectiveness”

Statement

Reiterating that:

The JDP concept should be developed around 3 main interlinked principles:

- **JDP Planning based on** clear objectives and risk management.
- **JDP Management based on** flexibility.
- **JDP Assessment based on** accountability.

Recognising that:

- The current model for JDPs functioning has provided a solid good framework for Member States to work in tight cooperation, with a clear planning on what, where and when resources are to be deployed under joint coordination.
- Member States are, and will be, the cornerstone of efforts related to the implementation of the rules of the CFP. In close partnership with the Commission and MS, the CFCA can facilitate the complementary and coherent deployment of human and material assets, promoting added-value at regional European level.
- Control and enforcement efforts at EU level are undertaken in a very diverse and dynamic environment. It is thus difficult to imagine a “one size fits all” solution for JDP management, and common approaches by region or fisheries should be envisaged.
- Articles 94 and 95 of Regulation (EC) 1224/2009 establish the basis for joint operations between MS, by control programmes which offer a good framework for exploring mutual areas of interest.
- Priorities and benchmarks should be fixed by the relevant SG on a regional basis.
- A more strategic, innovative and cost-effective use of assets is of paramount importance at EU level. Regional JDPs, covering all relevant fisheries and all activities under the CFP based on joint risk management, could be a major contribution in this direction.
- An extended and permanent sharing of timely intelligence and data can support effective JDPs. Such approach could benefit all levels of the JDP cycle, facilitating common planning, common risk management, common evaluation and assessment.
- A clear framework for joint control operations, incorporating a continuous approach for JDP management is essential to enable flexibility and to optimise the use of assets.

The seminar concludes to move the JDP concept forward by:

- Establishing regional control areas covering all relevant fisheries and all activities under the CFP.
- Ensuring a cost-effective, rational and complementary joint deployment of human and material resources.
- Implementing a more responsive and continuous system based on a preagreed clear set of objectives, priorities and benchmarks, whilst ensuring flexibility in joint control activities.
- Facilitating the development of a system for a timely sharing and collection of data and intelligence to enhance risk based management of joint control operations.
- Assessing the effectiveness of JDPs on the basis of performance criteria and benchmarks, by a common evaluation, including common reporting of joint control activities at regional level.
- The implementation modalities of this new concept of regional control areas need to be further discussed, and a step-wise approach is needed. The Steering Groups offer an ideal platform to continue this debate.
- The CFCA should support MS as a facilitator to this process ensuring a coordinated approach for joint control activities.
- The seminar considers the upcoming Control Programmes should take into account this general statement.
- These conclusions should be addressed to the CFCA Administrative Board in the framework of the multiannual WP.

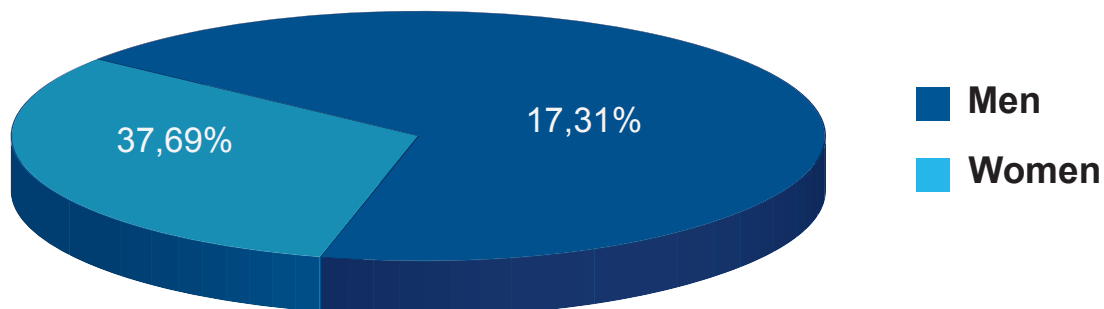
ANNEX III - Horizontal support activities

1. Human Resources

Recruitment has been largely finalised in 2010 and has been carried out in line with the CFCA's objectives and budgetary considerations. The main points are:

- 10 of 11 remaining Temporary Agent (TA) vacancies have been filled; 52 of 53 TA posts were filled which is 98% occupancy of the posts of the establishment plan 2010.

- 3 SNE's are now engaged on a long term basis.
- Interim staff has been used for temporary support work to the same level as in previous years.
- Turnover of staff has been confined to departure of 2 CAs and retirement of 1 TA; one CA was re-hired as a TA following an external recruitment procedure.
- A traineeship scheme has been in place with a total of 4 trainees (of 6 months each used in 2010).



The gender balance remains roughly the same as previously. 69% of Agency staff is male (31/12/2010). While in Unit A and the Office of the Executive Director equal gender balance exists (11 women and 10 men including TA and CA), in the Units B and C with 27 male staff, there is a minority of 6 female staff, 3 of which have joined the CFCA in 2010.

18 different nationalities are represented. The percentage of Spanish nationality is 20% (23% in 2009). The strongest represented expatriate nationalities are Portuguese, Belgian, French and Italian.

TAs and CAs by nationality (31/12/2010)	
ES	11
FR	7
BE	5
PT	7
IT	5
DE	4
IE	2
NL	1
UK	2
DK	1
SE	1
EE	1
LT	1
BG	1
EL	1
PL	1
AT	1
FI	2
TOTAL (18)	54

Training of staff has been strengthened in 2010, based on the needs of the CFCA and those expressed by the staff in relation to the development of skills and expertise linked to the different job profiles. Training has been organised at the Agency's premises using different Service Level Agreements concluded between the CFCA and the Commission. The possibility of annual medical examination at Vigo instead of Brussels has been offered and well accepted by staff during 2010. In accordance with

Art. 110 of the Staff Regulations, General Implementing Provisions have been presented for agreement by the European Commission. A new project for staff appraisal, rules for reclassification of staff and rules for classification into step and grade at recruitment have been so far applied by analogy. Preparations have been made for the performance appraisal 2010 in accordance with the new provisions and the first reclassification exercise in 2011.

2. Finance and procurement developments

One of the main priorities in 2010 has been the improvement of the efficiency of financial procedures, including those related to procurement and contract management.

The CFCA has undertaken a revision exercise of all circulation sheets, templates and forms used in these procedures, looking for areas of improvement and avoiding redundancies. The first phase of this project involved creating a catalogue of all procedures, analysis and evaluation by a task force and final approval. All new forms and templates were published in the Intranet of the CFCA, and transmitted to staff through training targeted to different groups.

The second phase of the project, in line with the recommendation of the Internal Audit Service of the Commission and already started in 2010, involves the documentation of all procedures, including step by step manuals and ABAC system manuals for users.

Starting on 1 January 2010, a new authorising officer by delegation was named for the authorisation of transaction under Title III of the budget.

During the month of May, the Internal Audit Service of the Commission visited the CFCA for a specific audit on the budget planning and execution capabilities of the CFCA. Recommendations were made for further improvement in the areas of ABAC access rights controls, internal budgetary report, and following up on reporting exceptions.

The CFCA established a plan for the implementation of the above mentioned improvements and work is ongoing. Further details of the Agency's contractual procedures and contractors, which have been finalised and / or launched in 2010 are shown in Annex VI.

3. Budget Execution CFCA 2010

During the Administrative Board meeting of 15 October 2009, the budget of the CFCA for 2010 was adopted, which became final in December 2009 when the Budgetary Authority adopted the General Budget 2010.

There were €8.41 million set as contribution to the CFCA from the total subsidy of the European Union. During 2010, no amendments were proposed for the CFCA's Budget 2010.

By the end of the financial year 2010 the Agency had committed 98,3% of the subsidy granted, which is the same level as 2009 (98.2%). The Agency also paid out 85.6% of the available payment appropriations (excluding expenditure from other sources of revenue).



	VOTED BUDGET 2010	COMMITMENTS		PAYMENTS	
TITLE	BUDGET 2010	Consumed (Euro)	% Exec	Consumed (Euro)	% Exec
TITLE I	6,036,000	5,961,228	98.8%	5,822,330	97.3%
TITLE II	964,000	974,362	101.1%	491,035	48.8%
TOTAL TITLE I AND TITLE II	7,000,000	6,935,590	99.1%	6,313,365	90.4%
TITLE III	1,410,000	1,327,467	94.1%	887,115	62.3%
Capacity Building	564,000	491, 634	87.2%	203,858	36.1%
Operations	846,000	835,833	98.8%	683,256	79.5%
TOTAL	8,410,000	8,263,057	98.3%	7,200,479	85.6%

The Administrative Board of the CFCA has adopted a decision (12 January 2011) for the carry over of payment appropriations in Title III (€530,875), with a view to cover those payment obligations from 2010.

The revenue received as contribution from Member States for the chartering of a vessel under the NAFO & NEAFC and the Mediterranean Sea areas has been of €1,994,360. **The full amount has been consumed in 2010, as follows:**

Assigned revenue	Committed	Paid	% Paid
Services Rendered by CFCA under NAFO & NEAFC area	1,447,960.00	1,447,960.00	100.00%
Services Rendered by the CFCA under the Mediterranean Sea area	546,400.00	546,400.00	100.00%
Total	1,994,360.00	1,994,360.00	

The total automatic and non automatic carry over amounts are presented below:

	Automatic Carry Forward 2010-2011		Non automatic Carry over
	Commitments RAL	Payment Credit	Payment appropriations
TITLE I - Staff Expenditure	138,898.34	138,898.34	
TITLE II - Administrative Expenditure	490,619.07	490,619.07	
TITLE III - Operational Expenditure	530,875.59		530,875.59
TOTAL	1,160,393.00	629,517.41	530,875.59

Additional details on activities of the CFCA and its performance during year 2010 can be found in the current report (annexes III and VI).

4. ICT and Facilities

After the 2008 and 2009 effort to procure and establish the Agency’s basic services, 2010 has been dedicated to plan and start the implementation of information and communication technologies (ICT) strategic solutions and applications to support the CFCA operational activities.

Particularly relevant to this end has been the definition of an ICT Master Plan, where the ‘asis vs. to-be’ gap has been assessed and a five year implementation plan defined.

In accordance with this plan the following activities have been accomplished:

- Implementation of the high-availability architecture for the vessel Monitoring System.
- ICT infrastructure for the Blue Fin Tuna and the North Sea/Baltic Sea operational rooms.
- Implementation of a secure file/document transfer site for the exchange of sensitive documents.

- Provision of mobility services to coordinators and inspectors (Net PC, mobile data access) for missions.
- Implementation of the CFCA videoconference service for operational and administrative needs.
- Implementation of the Wi-Fi access in the CFCA building (mainly for visitors attending meetings).
- Support to the implementation of the CFCA collaboration platform for Training purposes.
- Start of the Document Management System and New Intranet project.
- Support to the Fishnet feasibility study.

At IT Governance level an IT Steering committee has been defined. Several technical documentation has been produced in accordance with IT best practices and international standards, such as the IT Business Continuity Plan, the IT Project Management and Quality Plan, the IT Software Development Document.

The above documentation has been evaluated positively by the IAS IT Risk Assessment.

The overall ICT architecture improved its green approach thanks to the procurement of a new class of servers. This will allow the CFCA architecture scalability for the foreseeable future as well as minimising impact on the Data Centre size and power consumption.

As regards logistics and facilities management, in 2010 the Facilities section has continued the regular improvement of the support to the operational and administrative units.

This was done by extending existing contracts (supply of office equipment and office material; security and reception services; people transport services; etc.) and concluding new contracts: (catering services; maintenance of technical installations; etc.).

The support to the operational units of the Agency was delivered by the establishment of new Coordination Rooms and their equipment in order to serve for various JDPs; the purchase and installation of additional equipment (audio and video display, video conference, etc).

In terms of security and safety, a first aid training have been organised and a fire stewards team set up. The improvement of the security and access control equipment has been initiated.

The technical installations, and mainly the electrical network and the uninterrupted power supply system has been improved and upgraded. A second stage of improvement is foreseen during 2011.

Last but not least, the Facilities section has also supported the CFCA functional activity participating in various events linked to the promotion and communication policy of the Agency.

5. Data protection and access to documents

The CFCA continued to implement the applicable legislation on the protection of personal data processed by the CFCA (Regulation 45/2001). The Executive Director warranted compliance of the Agency with the rules, in cooperation with the Data Protection Officer, by raising awareness and organising training sessions addressed to all CFCA staff and to the management on the importance of data protection and the notification procedure. Staff has been alerted and proactive in bringing forward data protection issues to the management and the Data Protection Officer and has thus further contributed to the existing culture of respect of the data protection rules.

In addition, the CFCA has dealt with the notification and follow up of several procedures subject to prior checking by the European Data Protection Supervisor. The close collaboration with the European Data Protection Supervisor has been key in this area.

As regards the implementation of the applicable legislation on access to documents (Regulation 1049/2001), in 2010, the CFCA granted the requested access to documents in all cases.

6. Internal control system and audits

Since the start of its activities, and in line with its growth, CFCA has progressively developed and implemented a series of internal measures to ensure that its activities are sufficiently monitored, controlled and evaluated to provide reasonable assurance to management of the achievement of the Agency's objectives. These measures are in line with the set of "Internal Control Standards for Effective Management and Requirements" (ICS) that was adopted by the CFCA Administrative Board in its 7th meeting on 13 March 2008.



The existing internal control measures help to ensure that CFCA's operational activities are effective and efficient whilst also certifying that all legal and regulatory requirements are met, that financial and management reporting is reliable, and that assets and information are safeguarded. Examples of measures already in place are: implementation of organisational structures; development of numerous staff policies and operational procedures; provision of training in various areas; setting of clear objectives and their monitoring through well-developed management reporting and monitoring tools including performance indicators. Taken together, these measures constitute the internal control system of the Agency. To further enhance this system, the CFCA took the necessary measures in accordance with the action plan agreed with the auditors.

In 2010, the Agency did not record any exception of material value which deviated from established policies and practices or where internal controls were overridden.

In line with the Strategic Audit Plan 2010-2012, the Internal Audit Service carried out an audit on the budget execution process in CFCA as well as an Information Technology (IT) risk assessment exercise (DELETED "on 8-9 November 2010"). The objective of the audit was provide the Executive Director and the Administrative Board with an independent assurance on the adequacy and effective application of the internal control system related to budget execution whilst the ICT Risk Assessments provided the Community Fisheries Control Agency with an overview of its key ICT risks as well as possible causes. Following these two audit exercises, the necessary actions to improve internal controls in the area of budget execution and to reduce or mitigate the risks in the ICT area have been planned and are on going.

ANNEX IV. BUDGET EXECUTION 2010

TITLE/ CHAPTER	HEADING	BUDGET 2010	Committed	% exec ¹⁵	Commitments Paid	Payments %
						exec ¹⁶
1	STAFF	6,036,000.00	5,961,227.94	98.8%	5,822,329.60	97.3%
11	Staff in active employment	5,686,000.00	5,451,550.88	95.9%	5,439,270.95	99.8%
12	Expenditure related to recruitment	100,000.00	214,929.03	214.9%	190,343.81	87.7%
13	Administrative missions and duty travel	82,000.00	148,000.00	180.5%	121,795.28	82.3%
14	Socio-medical infrastructure, training	156,000.00	142,036.77	91.1%	66,508.30	43.8%
17	Reception and representation expenses	12,000.00	4,711.26	39.3%	4,411.26	40.1%
2	ADMINISTRATIVE EXPENDITURE	964,000.00	974,362.10	101.1%	491,035.03	48.8%
20	Rental of building and associated costs	292,000.00	287,550.49	98.5%	112,010.84	38.6%
21	Data processing expenditure and associated costs	150,000.00	231,426.35	154.3%	95,097.31	41.1%
22	Movable property and associated costs	63,000.00	62,494.59	99.2%	15,761.90	25.1%
23	Current administrative expenditure	52,000.00	34,631.80	66.6%	23,215.82	66.4%
24	Postal charges and telecommunications	76,000.00	56,021.23	73.7%	32,095.79	56.8%
25	Meeting expenses	90,000.00	56,889.25	63.2%	56,241.25	92.2%
26	Supplementary Services	159,000.00	182,275.23	114.6%	105,494.88	52.5%
27	General Info/ Communications	82,000.00	63,073.16	76.9%	51,117.24	75.1%
	11.080501 (TITLES I & II)	7,000,000.00	6,935,590.04	99.1%	6,313,364.63	90.4%

¹⁵ = Consumed in commitments/ voted budget.

¹⁶ = Paid/ payment appropriations after transfers.

TITLE/ CHAPTER	HEADING	BUDGET 2010	Committed	% exec ¹⁷	Commitments Paid	Payments % exec ¹⁸
30	Capacity Building	564,000.000	491,633.61	87.2%	203,858.37	36.2%
31	North Sea and Adjacent Areas	165,223.00	152,244.44	92.1%	121,269.72	78.5%
32	Baltic Sea	165,554.00	137,304.00	82.9%	111,220.72	80.2%
33	NAFO and NEAFC	200,000.00	196,031.30	98.0%	170,800.79	87.1%
35	Mediterranean Sea	175,223.00	134,172.55	76.6%	105,775.66	68.8%
3.7	IUU	140,000.00	216,081.00	154.3%	174,189.46	80.6%
	11.080501 TOTAL TITLE III	1,410,000.00	1,327,466.90	94.2%	887,114.72	62.3%

Total figures budget execution 2010 (In €)

HEADING	BUDGET 2010	Committed	% exec	Commitments Paid	Payments % exec
Total Subsidy	8,410,000	8,263,056.94	98%	7,200,479.35	85.6%
Assigned Revenue	2,603,000 ¹⁹	1,994,360.00	76.6%	1,994,360.00	76.6%
TOTAL BUDGET 2010	11,013,000	10,257,416.94	93%	9,194,839.35	83.5%

¹⁷ = Consumed in commitments/ voted budget.

¹⁸ = Paid/ payment appropriations after transfers.

¹⁹ The assigned revenue is only inscribed once the Member States agree to contribute. The total amount committed has been paid within the year 2010.

ANNEX V. Economic outturn account²⁰

	2010 (In€)	2009 (In €)
Revenues from administrative operations	12.325,00	17.964,06
Other operating revenue	10.219.485,88	9.807.125,35
TOTAL OPERATING REVENUE	10.231.810,88	9.825.089,41
Administrative expenses	-7.295.409,58	-7.041.762,28
Staff expenses	-5.439.164,00	-5.015.155,92
Fixed asset related expenses	-131.249,61	-82.137,46
Other administrative expenses	-1.724.995,97	-1.944.468,90
Operational expenses	-2.404.253,00	-2.479.156,92
Other operational expenses	-2.404.253,00	-2.479.156,92
TOTAL OPERATING EXPENSES	-9.699.662,58	-9.520.919,20
SURPLUS/(DEFICIT) FROM OPERATING ACTIVITIES	532.148,30	304.170,21
Financial revenues	0,00	0,00
Financial expenses	-271,20	-2.838,72
SURPLUS/ (DEFICIT) FROM NON OPERATING ACTIVITIES	-271,20	-2.838,72
SURPLUS/(DEFICIT) FROM ORDINARY ACTIVITIES	531.877,10	301.331,49
SURPLUS/(DEFICIT) FROM EXTRAORDINARY ITEMS	0,00	0,00
ECONOMIC RESULT OF THE YEAR	531.877,10	301.331,49

²⁰ Provisional annual accounts.

ANNEX VI. Balance sheet²¹

		31.12.2010 (In€)	31.12.2009 (in€)
ASSETS			
A. NON CURRENT ASSETS			
Intangible fixed assets		26.302,00	20.389,00
Tangible Fixed Assets		430.824,00	357.195,23
	Plant and equipment	12.895,00	15.831,00
	Computer hardware	194.354,00	133.051,00
	Furniture and vehicles	131.701,00	130.265,23
	Other fixtures and fittings	91.874,00	78.048,00
TOTAL NON CURRENT ASSETS		457.126,00	377.584,00
B. CURRENT ASSETS		17.009,10	0,00
Short-term pre-financing	short-term pre-financing	17.009,00	0,00
Short-term receivables		85.140,37	50.212,00
	Current receivables & Sundry receivables	512,57	21.506,16
	Other		
	Acrued income	8.687,20	22.536,69
	Deferred charges	75.940,60	6.169,37
Cash and cash equivalents		1.392.388,43	1.086.639,06
TOTAL CURRENT ASSETS		1.494.537,90	1.136.851,28
TOTAL		1.951.663,90	1.514.435,51

²¹ Provisional annual accounts.

		31.12.2010 (In €)	31.12.2009 (in €)
LIABILITIES			
A. CAPITAL		975.732,07	443.854,97
Accumulated surplus/deficit		443.854,97	142.523,48
Economic result of the year -profit+/loss-		531.877,10	301.331,49
B. MINORITY INTERESTS		0,00	0,00
C. NON CURRENT LIABILITIES other		0,00	0,00
TOTAL NON CURRENT LIABILITIES		975.732,07	488.936,12
D. CURRENT LIABILITIES		975.931,83	1.025.499,39
Accounts payable		975.931,83	1.025.499,39
	Current & Sundry payables	57.497,18	123.687,86
	Other		
	Accrued charges	666.949,01	690.496,76
	Deferred Income	0,00	0,00
	Other passive accruals	30.291,22	16.646,48
	Surplus pre-financing	221.194,42	194.668,29
TOTAL CURRENT LIABILITIES		975.931,83	1.025.499,39
TOTAL		1.951.663,90	1.514.435,51

ANNEX VII. Procurement 2010

Contracts Signed in 2010 (figures only)

Framework Contracts awarded	11
Of which from an Open Call for Tenders	8
Of which multiple FWC with up to 3 Contractors	6
Contracts implementing Framework Contract	136
Of which Purchase Orders	110
Of which Specific Contracts	26
Direct Contracts	57
Of which Purchase Orders	52
Of which Contracts	5
TOTAL Legal commitments awarded	204

List of Open procedures (above 60.000 €)

Reference	Budget	Title
CFCA/2010/A/01	234.000 €	Catering
CFCA/2010/A/03	980.000 €	IT consultancy
CFCA/2010/B/02	200.000 €	Mapping
CFCA/2010/B/03	12.000.000 €	FPV
CFCA/2010/B/04	520.000 €	ERS
CFCA/2010/ED/01	440.000 €	Communication
CFCA/2010/ED/03	90.000 €	5yrs Evaluation of CFCA
CFCA/2010/ED/04	1.800.000 €	Travel Agency

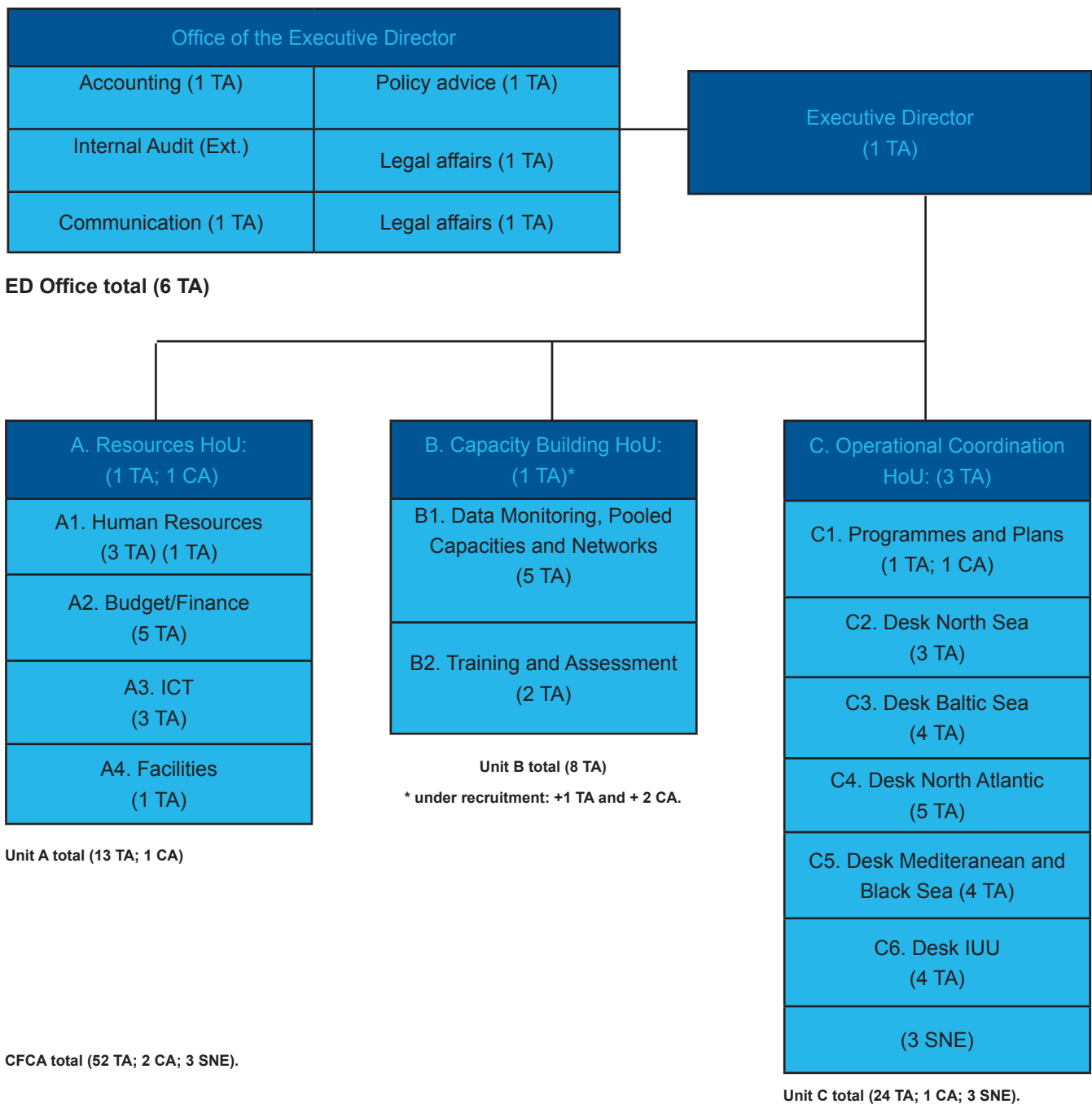
List of Negotiated procedures (between 5.000 € and 60.000 €)

Reference	Budget	Title
CFCA/2010/A/02	60.000 €	Maintenance
CFCA/2010/A/04	25.000 €	IT training
CFCA/2010/A/05	20.000 €	HR application
CFCA/2010/A/08	16.000 €	Lead Auditor
CFCA/2010/A/10	12.000 €	VMWare
CFCA/2010/A/11	60.000 €	Building Insurance
CFCA/2010/B/01	30.000 €	Web based collaboration platform
CFCA/2010/B/05	27.000 €	Additional Sirius
CFCA/2010/C/01	60.000 €	JDP assessment
CFCA/2010/C/02	8.000 €	Equipment
CFCA/2010/ED/02	40.000 €	Subscriptions

ANNEX VIII. ORGANISATION CHART AS LAST ADOPTED IN 2010

The below organizational chart shows the organizational structure of the CFCA as last adopted by ED Decision 2010-015, and the entities down to sector level, including

the precise number of Temporary Agents (TA), Contract Agents (CA) and Seconded National Experts (SNE) in each entity at the end of 2010.





DECLARATION

ANNEX IX. DECLARATION OF THE EXECUTIVE DIRECTOR



Community Fisheries Control Agency

Executive Director

Vigo,

Declaration of the Executive Director

I, the undersigned, Harm Koster, Executive Director of the Community Fisheries Control Agency,

In my capacity as Authorising Officer,

Declare that the information contained in this report gives a true and fair view.

State that I have reasonable assurance that the resources assigned to the activities described in this report have been used for their intended purpose in accordance with the principles of sound financial management, and that the control procedures put in place give the necessary guarantees concerning the legality and regularity of the underlying transactions.

This reasonable assurance is based on my own judgment and on the information at my disposal, such as the results of the ex-ante controls, the ex-post controls, the recommendations from the European Parliament's Committee for Budgets and the lessons learned from the reports of the Court of Auditors for the year prior to the year of this declaration.

Confirm that I am not aware of anything not reported here which could harm the interests of the Agency and the institutions in general.

Harm KOSTER

ANNEX X. LIST OF ACRONYMS AND ABBREVIATIONS**LIST OF ABBREVIATIONS**

BFT	Bluefin Tuna
BCD	Bluefin Tuna Catch Document
CA	Conventional Area
CC	Core Curriculum
CFP	Common Fisheries Policy
CFCA	Community Fisheries Control Agency
CPC	Contracting Party, Cooperating non-Contracting Party, Entity or Fishing Entity
EAV	European Added Value
ECA	European Court of Auditors
EU	European Union
FDMC	Fisheries Data Monitoring Centre
IAS	Internal Audit Service
ICCAT	International Commission for the Conservation of the Atlantic Tuna
ICES	International Council for the Exploration of the Sea
ICT	Information and Communication Technologies
IUU	Illegal, Unreported and Unregulated fishing
JDP	Joint Deployment Plan
JISS	Joint Inspection and Surveillance Scheme
KPIs	Key Performance Indicators
MS	Member States
MCS	Monitoring, Control and Surveillance
MoU	Memorandum of Understanding
MSY	Maximum Sustainable Yield

ANNEX X. LIST OF ACRONYMS AND ABBREVIATIONS**LIST OF ABBREVIATIONS**

NAFO	Northwest Atlantic Fisheries Organisation
NAFO CEM	NAFO Control and Enforcement Measures
NEAFC	Northeast Atlantic Fisheries Commission
NGO	Non Governmental Organisation
NWWRAC	North Western Waters Regional Advisory Council
RA	Regulatory Area
RAC	Regional Advisory Council
RFMO	Regional Fisheries Management Organisation
SG	Steering Group
SCRS	Standing Committee on Research and Statistics
SWWRAC	South Western Waters regional Advisory Council
TJDG	Technical Joint Deployment Group
VMS	Vessel Monitoring System
WP Work	Programme



Postal Address: CFCA – Apartado de Correos 771 – E-36200 - Vigo

Address: Edificio Odriozola, Avenida García Barbón 4
E-36201 Vigo - Spain

Tel.: + 34 986 12 06 10 – E-mail: cfca@cfca.europa.eu