

ANNUAL REPORT 2016



Legal basis:

Articles 14 and 23(2)(b) of Council Regulation (EC) No 768/2005¹ as last amended by Regulation (EC) No 2016/1626², Article 47 of the Financial Regulation of EFCA³.

The Annual Report 2016 follows the Activity Based Management System under the Multiannual Work Programme 2016-2020 and Annual Work Programme 2016 adopted on 15 October 2015 and amended on 10 March and 21 June 2016.

ISBN: 978-92-9209-062-3
ISSN: 2363-2151
DOI: 10.2835/226478

© European Union, 2017

Reproduction is authorised provided the source is acknowledged.

More information on the European Union is available on the internet (<http://europa.eu>).

¹ OJ of the European Union L 128 of 21.05.2005, p.1.

² OJ of the European Union L 251 of 16.9.2016, p.80.

³ AB Decision No 13-W-09 of 31 December 2013.

Annual Report 2016

TABLE OF CONTENTS

Foreword by the Chair	8
Introductory Statement by the Executive Director	10
Administrative Board's analysis and assessment	12
Executive Summary	14
Part I. Achievements of the year	17
1.1 Main initiatives within the multiannual framework 2016-2020	17
1.1.1. Assistance to the European Commission and to the Member States for the implementation of the CFP, and related maritime strategies	17
1.1.2. Enhancement of capacity buildings instruments	20
1.1.3. EFCA Rationalisation	21
1.2 Operational Activities	22
1.2.1. Implementation of JDPs & Operational Plans	23
1.2.2. Level playing field enhancement	33
1.2.3. Programmes, plans and assessment	42
1.2.4. Data Monitoring and Networks	51
1.2.5. Training	59
1.3 Governance and representation	64
1.3.1. Administrative Board	64
1.3.2. Advisory Board	65
1.3.3. Representation and Networks	66
1.3.4. Communication	67
Part II. Horizontal support	69
2.1 Major events	69
2.2 Budgetary and financial management	71
2.3 Human resources (HR) management	73
2.4 Budget implementation tasks entrusted to other services and entities	74
2.5 Procurement	75
2.6 IT	75
2.7 Facilities	75
2.8 Data protection and access to documents	76

Part III. Building Blocks of Assurance	77
3.1 Assessment by management	77
3.2 Internal Control System	78
3.3 Legality and regulatory of transactions	81
3.3.1. Ex-ante and ex-post controls	81
3.3.2. Nonconformity management procedure.....	81
3.4 Risk Management	81
3.5 Assessment of audit results during the reporting year	82
3.5.1. Internal Audit Service (IAS).....	82
3.5.2. Internal Audit Capability (IAC).....	82
3.5.3. European Court of Auditors (ECA).....	82
3.5.4. External Evaluations	83
3.6 Follow up of audit plans, audits and recommendations	85
3.7 Follow up of observations from the Discharge authority	85
Part IV. Management assurance	86
4.1 Review of the elements supporting assurance	86
4.2 Reservations and overall conclusion on assurance	86
4.2.1. Statement of the Internal Control Coordinator	87
4.2.2. Declaration of Assurance	88
ANNEXES	89
Annex I. Operational activities: detailed information	89
Annex II. Statistics on financial management	122
Annex III. Organisational Chart	125
Annex IV. Establishment plan	126
Annex V. Information on entry levels for each type of post	127
Annex VI. Human resources by job type	128
Annex VII. Procurement	129
Annex VIII. Administrative Board decisions	130
Annex IX. Materiality criteria	131
Annex X. Annual accounts	132
Annex XI. Executive Director KPIs	133
Annex XII. List of the most relevant acronyms and abbreviations	134
Annex XIII. List of terms and projects	137

Foreword by the Chair

Reinhard Priebe, Chair of the Administrative Board



This Annual Report provides fisheries experts as well as the interested public with a comprehensive overview of the various activities the European Fisheries Control Agency (EFCA) has carried out in 2016. The report illustrates once more how essential a close cooperation amongst EU Member States and also between those Member States and the EU-institutions is, to ensure a proper implementation of the Common Fisheries Policy according to the rules. Moreover, the report highlights the ever closer coordination between all European agencies – like EFCA - involved in maritime control issues under their respective mandates.

2016 marked the opening of a new chapter for EFCA: its involvement in the European Coast Guard Function. A recent amendment to EFCA's founding regulation specifies EFCA's contribution. The Coast Guard Function includes inter alia search and rescue operations, surveillance activities, sea border and fisheries control, detection of pollution and compliance with maritime regulations. EFCA (together with the European Border and Coast Guard Agency and the European Maritime Safety Agency each within its mandate) will support national authorities in carrying out these activities by providing information, equipment and training, as well as by coordinating multipurpose operations.



With all its expertise and commitment, ECFA is well placed to face this new challenge. During 2016, EFCA has made particular efforts to communicate with stakeholders on this upcoming responsibility, which has required a significant increase in resources. The 2016 Annual Report outlines the main steps undertaken by EFCA to assume this new task.

Strict adherence to the rules is indispensable for achieving the objectives of the Common Fisheries Policy. In the first place, it is for the Member States and their administrations to implement those rules, and to make sure that they are respected. To strengthen observance and promote a culture of compliance with the EU legal framework, EFCA's daily work is crucial in supporting national administrations. With its central role as a facilitator, it will continue developing methods and strategies for further improving fisheries controls.

Working alongside regional groups of Member States, and also thanks to the cooperation with the Regional Fisheries Management Organisations (RFMOs), EFCA is a key player in the successful implementation of evaluation and monitoring measures.

With regards to the international dimension of the Common Fisheries Policy, EFCA has assisted the European Union in cooperating with developing countries and with international fisheries organisations to help combat illegal fishing.

The Annual Report gives details about a successful execution of the budget during 2016. EFCA managed its finances cost-effectively, whilst assuming more tasks than ever.

As chair of the Administrative Board, in which Member States and the Commission are represented, I am confident we will continue working together to ensure a level playing field in the management of fisheries control.

Introductory Statement by the Executive Director

Pascal Savouret, Executive Director

The European Fisheries Control Agency Annual Report for 2016 is prepared in accordance with the annual reporting framework developed by the European Inter-Agencies Network and approved by the European Commission. This Annual Report provides the EFCA Administrative Board, the European Parliament, the European Council, the European Commission, the European Court of Auditors and the European citizens with a comprehensive and transparent insight into the achievements of the Agency in accordance with its Annual work programme (AWP) for 2016. The resources granted by the European Union budget have been fully used reaching almost 100% of commitment appropriations and 88.5% in payments. The Agency also benefits from synergy with other agencies, from Commission framework contracts and also from the best practices stemming from the European Inter-Agencies Network.

I can declare with reasonable assurance that the resources were assigned and used in total compliance with the principles derived from the Framework Financial Regulation applicable to agencies.

This Annual Report provides a comprehensive presentation of the efforts and dedication of EFCA staff to deliver the Agency's AWP 2016, as adopted by the Administrative Board. In accordance with the Agency's mission statement, those efforts are directed to the Member States and to the European Commission through coordination, assistance and harmonisation.

The Agency resolutely engaged in the preparation of the European Coast Guard Capacity implementing the Pilot Project "Creation of a European Coast Guard Function (ECGF)" in close cooperation with the European Border

and Coast Guard Agency (Frontex) and the European Maritime Safety Agency (EMSA). This cooperation resulted in a significant information leverage offering EFCA a more comprehensive picture of the scene of action in the Central Mediterranean Sea. An important landmark was the amendment⁴ to the Agency founding regulation which legally confirmed the name of the European Fisheries Control Agency (formerly Community Fisheries Control Agency) and empowered it, in cooperation with Frontex and EMSA each in its mandate, to support national authorities carrying out coast guard functions at national and Union level and, where appropriate, at international level.



⁴Regulation (EU) 2016/1626 of the European Parliament and of the Council of 14 September 2016 amending Council Regulation (EC) No 768/2005 establishing a Community Fisheries Control Agency



The European Coast Guard Function undertaking dramatically boosted the cooperation between the three agencies which had commenced in 2009. During this very intensive period, the EFCA also front-loaded the planning for 2017 of the additional resources authorised by the “fiche financiere” attached to the amending regulation.

EFCA coordination of Joint Deployment Plans (JDP) and other operational plans in support of the Member States, including the international dimension, reached close to 19,500 inspections (from 17,000 in 2015) which identified 665 suspected infringements.

EFCA has placed special attention to making fisheries controls in Europe more uniform through the development of an e-learning application based upon the Union Inspector Core Curricula (CC) and its involvement in the training of more than 550 inspectors including in assistance of some Member States training sessions. Specific emphasis was also put on the standardisation of the inspection processes related to the monitoring of the landing obligation.

The Agency continued its support to the regional groups of Member States in the framework of the Joint Deployment Plans and beyond through the implementation of data collection programmes to evaluate, as far as possible, the catch composition; the improvement of the risk analysis; the assessment of compliance and the dialogue with stake holders. Inter-regional cooperation was also enhanced.

Following the amendment to the Commission Control Implementing Regulation in 2015, EFCA re-established and led the EIR Working Group (EIRWG) in agreement with the Administrative Board in order to prepare for a submission of an application for the establishment of a United Nations Centre for Trade Facilitation and E-business (UN/CEFACT)

standard for electronic inspection report data. The Terms of Reference (ToR) were agreed between EFCA, European Commission (EC) and the MS. EFCA also contributed to the data management meetings and associated Working Groups (WG) hosted by the European Commission throughout the year.

EFCA maintained the objective to improve the efficiency of the administrative procedures underpinning the horizontal support in order to muster the biggest part of its resources on the frontline. It strived to maximise synergy by searching solutions with the highest level of integration with existing systems (Accrual Based Accounting (ABAC)) along with lowest cost of customisation and maintenance (systems developed by the EC).

The second semester saw considerable efforts for contributing to the second five year independent external evaluation of the EFCA (2012-2016).

Overall, 2016 was a very productive and intense year, highlighted by the enhanced cooperation with EMSA and Frontex to support national authorities carrying out coast guard functions in line with our efforts to broker operational coordination in fisheries monitoring, control and surveillance measures to achieve compliance, a level playing field and cost effectiveness in the implementation of the control regime of the Control Fisheries Policy.

Administrative Board's analysis and assessment

The Administrative Board analysed and assessed the Authorising Officer's (Executive Director's) Annual Report for the financial year 2016.

Having regard to Council Regulation (EC) No 768/2005 of 26 April 2005 and subsequent amendments,

Having regard to the Financial Regulation of the European Fisheries Control Agency of 31 December 2013 and in particular Article 47 therein,

Having regard to the Multiannual work programme 2016-2020 and Annual work programme 2016 adopted by the Administrative Board on 15 October 2015, and its amendments on 10 March and 21 June 2016.

The Administrative Board appreciates the results achieved by the Agency and notes in particular the following:

- The Annual Report 2016 provides a faithful and comprehensive account of the work undertaken by the Agency in 2016 and reflects the achievements of the Agency as set in the Multiannual work programme 2016-2020 and in the Annual work programme 2016 adopted by the Administrative Board on 15 October 2015, and its subsequent amendments.
- The Collaboration with other EU agencies towards the establishment of a European Coast Guard Capacity was a key priority.
- The efforts of the Agency to assist the Member States and the European Commission in the implementation of the CFP (Common Fisheries Policy) with the support of the implementation of landing obligation at the forefront of the operational priorities.
- Based on the results and outputs of the JDPs across the areas the level of compliance has been maintained if not undergone an increasing trend. The following can be underlined in this regard:
 - the significant efforts made by Member States through committed means, including inspector exchanges, and the increasing trends in the number of inspections coordinated under the JDPs;
 - the secondments of EU inspectors to multinational inspector teams at sea and ashore continued to be a key element of the Member States' cooperation, facilitating the standardisation of inspection procedures and promoting a level playing field for the fishing industry;
 - the promotion of the simultaneous presence of different MS' experts in the Coordination Centre of the campaigns has been positively evaluated, as allows for a "real-time" exchange of information and intelligence and a closer follow-up of the fisheries and deployed means;
 - the improved information reporting, exchange and treatment, contributed to a greater transparency between the Member States;
 - an analysis of suspected infringements detected in the framework of the JDPs across the different areas, confirms that misrecording of catches and technical measures are the most common types of infringement.
- Cooperation with regional bodies through the PACT concept (Partnership, Accountability (compliance), Cooperation and Transparency) allowed assistance to be given by EFCA to the Member States in accordance with provisions of articles 7 and 15 of EFCA's founding regulation.
- Cooperation with Control Expert Groups (CEG) of the four regional bodies created in the framework of regionalisation and carried out a project in the Black Sea.
- EFCA continued its assistance to the European Commission and the Member States in the international



Annual Report 2016

European Fisheries Control Agency

dimension of the CFP, including in the fight against illegal, unreported and unregulated (IUU) fishing activities.

- The following operational facts and figures were found specifically relevant:
 - five JDPs and a Joint Operational Programme successfully implemented;
 - number of coordinated inspections⁵ (at sea and ashore): close to 19.500;
 - number of suspected infringements⁶ detected: 665;
 - EFCA held 24 training events consisting of regional workshops, exchange of best practices, training the trainers, Union inspector training, Fisheries Information System training and training for third countries;
 - EFCA trained a total of 580 officials, of which 150 through e-learning, and almost 12% of the Union inspectors;
 - update of Core Curricula volume 1 (Inspection at sea) and Volume 2 (Port inspection-Landing module) for the inclusion of the new legal provisions resulting from the CFP reform (landing obligation, discard plans, regionalisation), with a focus for Union inspectors on legislations applicable to specific stocks/areas;
 - support to the European Commission in the analysis of documents of five third countries and participation in three missions to third countries to prevent, deter and eliminate IUU fishing;
 - the availability of the suite of collaborative and data exchange tools as Fishnet, the Electronic Reporting System (ERS), the Electronic Inspection Report system (EIR);
 - intense collaboration with other agencies in the domain of data sharing for the purpose of creating an Integrated Maritime Picture and in projects exploring future technologies for possible use in fisheries control, expanding the use of Marsurv (Maritime
- Surveillance Information System) and Copernicus in support of fishery inspection activities.
- The budget implementation reached 99.6% for commitment appropriations and 88.5% for payment appropriations;
- The Agency has continued to implement the staff cut foreseen in the establishment plan to comply with the Inter-institutional agreement;
- The information provided under the Annual Report 2016, parts III “Building Blocks of Assurance” and IV “Management Assurance”.

Vigo, 05 04 2017

Reinhard Priebe
Chair of the Administrative Board

⁵ & ⁶ 2016 Provisional data based on the information provided by Member States up to January 2016.

Executive Summary

The preparation towards supporting European cooperation on coast guard functions has been an important factor in the Agency activities in 2016. In this context, the Agency MWP 2016-2020 and AWP 2016 were amended in March and June 2016, and EFCA's competences were increased by the European Parliament and the Council through Regulation (EU) 2016/1626.

The overall implementation of EFCA activities in 2016 indicates a stable and consistent trend, with 97% completion of the activities and 97% timely achievement of the objectives in the AWP, against 97.4% and 96.2% respectively in 2015.

The EFCA's endeavour to promote joint efforts in the framework of its competences has, inter alia, the following highlights:

- Through the **JDPs** and **operational plans coordination**⁷ EFCA provided assistance to the MS and the European Commission in the area of control, inspection and surveillance, with specific regard to activities enhancing the potential of national enforcement services to apply the rules of the CFP in a uniform and effective manner. This contributed to optimal use of human and other resources by the MS in a coordinated manner. In 2016 the cooperation between MS has led to a 15% increase in inspections.

All JDPs implemented a data collection programme to facilitate and share the information on catch composition, establish the basis for risk assessment and contribute to the evaluation of compliance.

In the operational activities special attention has been given to the risks for non-compliance. An analysis of suspected infringements detected in the framework of the JDPs across the different areas, confirms that misrecording of catches and technical measures are the most common types of infringement. EFCA is

currently developing a series of compliance indicators, one of which is being based on the comparison of reference fishing activity information (inspected or with CCTV or observers) versus non-inspected activity.

Regarding the evaluation of JDP costs, EFCA conducted the third assessment in 2016. The global cost of the JDPs has decreased from 46M€ in 2014 to 42M€ in 2015.

- To promote an effective and efficient implementation of the **landing obligation** specific monitoring schemes continued in the Baltic Sea (BS), Western Waters (WW) (Pelagic) and Mediterranean Sea (Adriatic) JDP areas, and a similar data collection scheme has been initiated to the North Sea (NS) JDP for demersal species. At the same time EFCA has supported the regional bodies created by the MS (Scheveningen, BALTFISH, North Western Waters (NWW) and South Western Waters (SWW)), has encouraged inter-regional cooperation and has promoted the dialogue with stakeholders and the industry to boost a culture of compliance.
- To **strengthen cooperation** at EU and international level towards a European coast guard capacity, EMSA, EFCA and Frontex, together with the European Commission, have collaborated in the implementation of the Pilot Project "Creation of a European coast guard function". Within this framework there were more than 500 sightings of fishing vessels reported to EFCA by Frontex.
- To promote a **level playing field** the secondment of EU inspectors to multinational inspection teams continues as a mainstay, facilitating the standardisation of inspection procedures. During 2016, a common basis to further cooperate in areas related to the standardisation of inspection

⁷ Areas of cooperation: the North Sea, the Kattegat, the Skagerrak, the eastern Channel, the waters west of Scotland and the Irish Sea, the Baltic Sea, Western Waters, Mediterranean Sea and Eastern Atlantic, NAFO & NEAFC and Black Sea.



Annual Report 2016

European Fisheries Control Agency

methodologies and compliance evaluation was established.

- In the **international arena**, EFCA assisted the EU in its relations with RFMOs, namely Northwest Atlantic Fisheries Organisation (NAFO), Northeast Atlantic Fisheries Commission (NEAFC), International Commission for the Conservation of the Atlantic Tuna (ICCAT) and General Fisheries Commission for Mediterranean (GFCM).

In the NAFO JDP framework cooperation with Canada was enhanced through the exchange of best practice. Upon request from the European Commission, EFCA participated on a capacity building mission to Liberia, and took part in two working group meetings on monitoring, control and surveillance in coastal states⁸ pelagic fisheries.

Throughout the year, EFCA supported the European Commission in evaluation missions under the framework of the **IUU**-regulation to two countries, Thailand, and Mauritius, and carried out an analysis of 2.224 catch certificates and 741 “Annex IV - processing statements” and approximately 10.000 supporting documents for 5 third countries.

A common methodology to facilitate the implementation of an IUU risk management approach by Member States’ authorities, as well as a pilot project for the development of a worldwide **EFCA Marsurv Service**, were implemented in 2016. Specific Marsurv functionalities, which are currently under development, could support Member States’ authorities in their verification of catch certificates by providing a worldwide access to integrated vessel information.

Furthermore, EFCA started to test the use of **Copernicus** services for fisheries control purposes in preparation for a wider operational use.

- In the domain of **data monitoring and networks**:

- The EFCA’s web integrated platform **FISHNET** continued to support the coordination of joint campaigns and the Technical Joint Deployment Group (TJDG) tasks in the EU waters JDPs and was introduced in the JDPs in international waters. Fishnet facilitated the exchange of inspection data, the planning of means, the exchange of target vessels and any other information useful to the campaign.

- EFCA Electronic Recording and Reporting System (**EFCA ERS**), available to all JDP participants, has been a central component in the control and monitoring of fishing activity with timely access to this data being essential in coordinated control operations. In 2016 EFCA generated almost one million automated data requests to MS ERS systems involving almost four thousand fishing vessels.

- The EFCA was requested to re-establish and lead the Electronic Inspection Report Working Group in order to prepare for a submission of an application for the establishment of a UN/CEFACT standard for electronic inspection report data.



⁸ Coastal States: EU, Faroe Islands, Iceland, Norway and Russia.

- The volume of Vessel Monitoring System (VMS) messages being processed by the **EFCA VMS** continues to increase with more than 23 million messages, 10.5% more than in 2015.
- The EFCA has given guidance to Member States, facilitated the exchange of best practices, updated several **Core Curricula (CC) training** courses and provided training to MS and third country officials upon European Commission request, namely:
 - In 2016, EFCA completed the updating of CC volume 1 (Inspection at sea) and Volume 2 (Port inspection-Landing module). The updating process mainly included the new legal provisions resulting from the CFP reform (landing obligation, discard plans, regionalisation), with a focus for Union inspectors on legislations applicable to specific stocks/areas.
 - The EFCA has also finalised the development of a specific training handbook for fisheries inspectors from third countries, in particular from Sustainable Fisheries Partnership Agreements (SFPAs).
 - Interactive tutorials, presentations and templates have been developed and published in EFCA's e-learning platform. At the end of 2016, 150 users were registered on the platform.
- By the end of 2016, EFCA trained a total of 580 officials, of which 150 through e-learning, almost 12% of the Union inspectors and 14 officials from Liberia.
- Within the IUU domain EFCA participated in a training session in Thailand on the implementation of the EU catch certification scheme.
- In the field of administration, e-administration became one of the main projects for EFCA in order to improve the efficiency of the administrative procedures. Steps were taking towards the implementation of: Prior and ABAC Assets Order implementation, e-submission of all open calls for tendering, ABAC contracts, Mission management system and Sysper2 (HR IT tool).

Finally, the AR 2016 marks the milestone of 10 year's endeavour since EFCA started operations. In this respect, the Five Year independent external evaluation of the EFCA for the period 2012-2016 commenced in May 2016, and is planned to be completed in 2017.





Part I. Achievements of the year

1.1. Main initiatives within the multiannual framework 2016 - 2020

EFCA's multiannual framework is guided, inter alia, by the implementation of the features of the CFP; the recommendations issued by the Administrative Board following the Five Year Independent External Evaluation of the European Fisheries Control Agency on 15 March 2012;

the revised Framework Financial Regulation (FFR) and the Roadmap on the follow-up to the Common Approach on EU decentralised agencies.

1.1.1. Assistance to the European Commission and to the Member States for the implementation of the CFP, and related maritime strategies

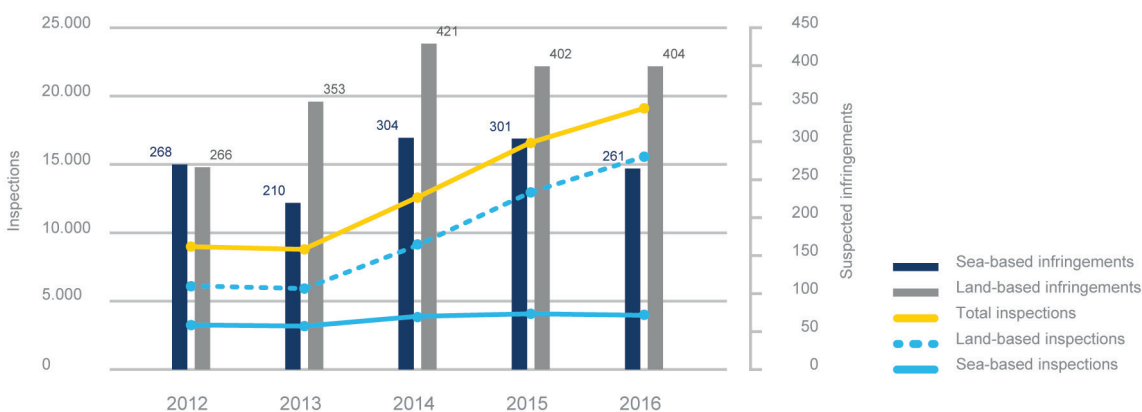
Evolution of Joint Deployment Plans

In accordance with the Multiannual work programme (MWP) and the Five Year Independent External Evaluation of EFCA and the related recommendations⁹ issued by the Administrative Board, EFCA JDPs are a year-round activity, covering a wide range of species with the permanent exchange of information and intelligence.

in cooperation with EFCA. The JDP planning carried out in 2016 has been fully aligned to the EFCA risk assessment methodology for the strategic planning.

Currently, all JDPs are multispecies, multiannual (same period as the Specific Control and Inspection Programme (SCIPs)) and continuous throughout the year with control activities planned on the basis of risk assessment results. Member States assess the risks with regard to the stocks and areas in accordance with the methodology established

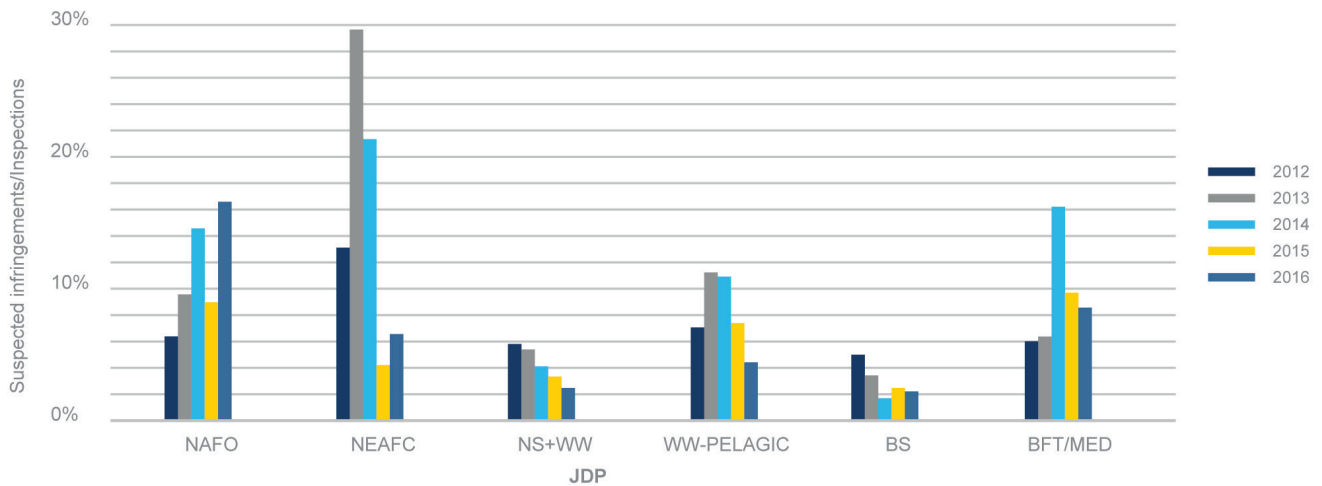
The results of the cooperation between MS regarding the implementation of the JDPs have shown an increase of inspections (see graph below) to close to 19.500 in 2016 (from 17.000 in 2015). This is mostly related to the rise in landing and market national inspections notified by MS within the scope of the JDPs. This reflects a better integration of national control activities at EU regional level in priority areas as defined by the SCIP.



⁹ <http://www.efca.europa.eu/en/library-type/evaluation>

The ratio of suspected infringements by inspection in the different JDP areas as from 2012 is provided below. There is no noticeable change across the different regional

areas, with an overall decrease over the recent years, with the exception of the NAFO area.



A detailed analysis by type of the most significant suspected infringements found in 2016¹⁰ (see table below), confirms that misreporting of catches and technical measures remain the most common non-compliance issues. These are generally considered to be the main threats together with possible non-compliance with the requirements of

the landing obligation, and were further analysed at fleet segment level (as defined by area, species and gear) within the regional risk assessment to support the planning of the 2017 JDP activities (see section 1.2.2 “Level playing Field enhancement”).

SUSPECTED INFRINGEMENTS	TOTAL	%
Not fulfilling reporting obligations	342	51
Use of prohibited or non-compliant gear	67	10
Taking on board, transshipping or landing of undersized fish	23	4
Fishing in RFMO area inconsistent/in contravention with conservation and management measures	45	7
Fishing without a valid licence, authorisation or permit	13	2
Fishing in closed area, closed season or without quota	26	4
Other	149	22
TOTAL	665	100

¹⁰Data available at the end of January 2017. Additional data may be received later from Member States.



Implementation of the landing obligation (LO)

One of the main priorities for EFCA during 2016 was to support the effective and efficient implementation of the landing obligation, by:

- **Using the Joint Deployment Plans**, to implement regional, coordinated joint inspection activities and training workshops for inspectors in the same region.
- **Supporting the regional bodies** created by the Member States facilitating control cooperation in all the areas. In particular, a specific request for EFCA assistance in the areas of risk assessment, standardisation of inspection procedures, cooperation with industry and compliance evaluation was received from BALTFISH, Scheveningen, and for the North Western waters regional groups.
- **Promoting inter-regional cooperation** through the organisation of one seminar attended by the members of the EFCA Administrative Board to analyse the implementation of the landing obligation in all the areas and facilitate dialogue. An inter-regional meeting between the Scheveningen and the North Western Waters regional groups was also organised by EFCA.
- **Supporting the dialogue with stakeholders and compliance by Industry** with the participation of EFCA staff in the different fora in which the landing obligation is discussed (ACs, Scientific, Technical and Economic Committee for Fisheries (STECF), other dedicated projects).

Towards a European Coast Guard Capacity

On 15 December 2015, in order to enhance cooperation and synergies between the relevant EU agencies, the Commission adopted three legislative proposals (known as “border package”) amending the founding regulations of EMSA¹¹ and EFCA¹², and proposing the creation of a new

European Border and Coast Guard Agency¹³ (Frontex). The Regulations were adopted on 14 September and published on 16 September 2016¹⁴. These three regulations include a similar article (in the case of EFCA amending article 3 and inserting an article 7a), with the intention to strengthen cooperation at EU and international level between the three agencies, within their respective fields of competence, increasing European cooperation on coast guard functions¹⁵.

Since the beginning of 2016, the three agencies have been working together with the three “partner” Commission Directorate-Generals (MARE, HOME and MOVE) in the preparation and the implementation of the Pilot Project “Creation of a European Coast Guard Function” as established by the European Parliament in preparing the implementation of the “border package”, detailed information is provided under sections 1.2.1 and 1.2.5.

In November 2016, EFCA organised a seminar in Catania (Italy) with its Administrative Board (AB), other agencies and stakeholders to present the state of play of the implementation of the new European Union Coast Guard policy and analyse the future EFCA involvement. During this seminar the implementation of the Pilot Project and activities for 2017 were discussed, including the sharing of VMS information and the future tripartite working arrangement (TWA) between the agencies to implement the new mandate.

PACT Projects: Cooperation with regional bodies and Black Sea

The PACT approach (Partnership, Accountability (compliance), Cooperation and Transparency) allows assistance to the Member States in accordance with articles 7 and 15 of EFCA’s founding regulation. The current PACT projects delivered by EFCA on request from Member States were the following:

¹¹ COM (2015) 670

¹² COM (2015) 669

¹³ COM (2015) 671

¹⁴ Regulations (EU) of the European Parliament and of the Council 1624/2016, 1625/2016 and 1626/2016

¹⁵ Including, but not limited to, maritime safety, security, search and rescue, border control, fisheries control, customs control, general law enforcement and environmental protection.

- Cooperation with regional bodies

EFCA has cooperated with the CEGs of the four regional bodies created by Member States and active in the framework of the CFP regionalisation:

- Scheveningen Group (North Sea)
- BALTFISH (Baltic Sea)
- North Western Waters
- South Western Waters

EFCA was available to extend such cooperation upon the request of other regional groups active in the Mediterranean Sea but no such request was received.

- Black Sea Project

Following a request from Bulgaria and Romania, EFCA continued to support these Member States mainly through joint control and inspection operations related to the turbot fisheries, and through training activities.

An evaluation/planning meeting between Bulgaria, Romania, EFCA and the European Commission took place in January 2016. The state of play and implementation of the on-going 3 year Operational Plan was discussed in its four main areas including: enforcement guidelines, risk analysis, training and the coordination of joint inspection/control activities.

Support the Union in the international dimension of the CFP and the fight against IUU activities

EFCA assisted the EU in its relations with RFMOs, namely Northwest Atlantic Fisheries Organisation, Northeast Atlantic Fisheries Commission, International Commission for the Conservation of the Atlantic Tuna and General Fisheries Commission for Mediterranean, to:

1. facilitate compliance of the EU with their commitments at international level (inspection effort deployment, training and notifications), through EFCA JDPs;

2. support the EU delegation in the different meetings organised by each RFMO;
3. facilitate cooperation with third countries (exchange of inspectors and training);
4. upon request of the EC, EFCA organised specific cooperative actions with the Indian Ocean Commission, the GFCM and the West African sub-regional Fisheries Commission.

In June 2016, EFCA initiated a pilot project, as requested by the European Commission, on expanding the use of Marsurv to cover all waters and to further enhance its capability to support the verification of Catch Certificates as stipulated in the IUU Regulation. A user group was formed with representatives from the Member States to assist EFCA with the specification of new features and the subsequent verification and testing of the same.

1.1.2. Enhancement of capacity building instruments

During 2016, EFCA has placed emphasis on the continued evolution of the e-learning tool and the courses made available to stakeholders through the tool. The e-learning courses on Inspection at sea and Port inspection were made available on the EFCA e-learning platform¹⁶. Member States, Commission and EFCA officials can have access to the platform by using their professional e-mail address and by generating their own password. They then have a free access to these modules and to other training resources such as video tutorials, presentations and templates. The structure of the platform anticipates the development of multilingual courses as well as new courses including in particular "Introduction to inspection at sea and in port for inspectors from third countries".

A contract was signed to upgrade and enhance Fishnet, EFCA's JDP collaboration platform.

A major advance was made in setting up EFCA's disaster recovery site. A successful Proof of Concept (PoC) was concluded with the European Union Intellectual Property Office (EUIPO).

¹⁶ <https://training.efca.europa.eu/>



Annual Report 2016

European Fisheries Control Agency

Subsequently, the two agencies signed a Memorandum of Understanding establishing the EUIPO as host of EFCA's disaster recovery site. Thereafter, staff of both agencies proceeded with the setting up of the site.

1.1.3. EFCA Rationalisation

The resources for complying with ECFA priorities were obtained by means of simplification, scalability and streamlining; through savings and benefits of EMFF (European Maritime and Fisheries Fund) for Member States; better mobilisation and profiling of EFCA staff; organisational adaptations; a move to e-administration and e-training and additional synergies with other agencies as follows:

- Administration:

In 2016, e-administration became one of the main projects for EFCA in the field of administration. The objective continues to be the improvement in the efficiency of the administrative procedures of EFCA, and the simultaneous improvement in the reliability of data. In this respect, EFCA focuses on solutions with the highest level of integration with already existing systems (ABAC) along with lowest cost of customisation and maintenance (systems developed by the EC). Particularly in 2016, EFCA carried out all its open calls for tender fully electronically (e-Submission), with order forms now being prepared and circulated electronically. The main local suppliers are prepared to use e-Invoicing starting in 2017. The implementation of an electronic mission management system is leading to additional efficiency in the process of mission approval and reimbursement to staff.

Further rationalisation efforts have been made in the financial management area. In addition to the efficiencies already identified in e-administration, the ex-ante verification has been further substituted by ex-post quarterly verifications; also some simple, low risk transactions have been processed paperless with the ABAC system.



1.2. Operational Activities

EFCA is the European body responsible for organising operational coordination of control activities and providing assistance in that area to the Member States and the Commission. These activities are conducted mainly through regional JDPs, but also include assistance to the European Commission on its relations with international fisheries organisations and the organisation of training activities.

The JDPs are established for fisheries/areas that are considered a priority by the European Commission and the concerned Member States. They can refer to:

- European waters to which a SCIP adopted by the Commission in concert with the Member States applies, or
- International waters under the competence of an RFMO, where EFCA is requested to coordinate the implementation of the European obligations under a Joint Inspection and Surveillance Scheme (JISS).

The JDPs life cycle consist of three phases: planning, implementation and assessment.

1. The JDPs establish the planning of the deployment of fisheries control means of the Member States at sea, in the air and ashore based on a regional risk analysis developed by the Member States and EFCA; the information to be shared; the communication details and common rules to ensure a cooperative deployment of the control means in the area.
2. The JDPs establish that the deployment of pooled national means is coordinated by EFCA through coordination centres in charge (CCIC) in a Member State or the presence of national coordinators at EFCA premises. It is implemented through two common groups:
 - a) A Regional Steering Group (RSG) composed of Commission, Member States and EFCA representatives is in charge of ensuring the proper implementation of the JDP;
 - b) A TJDG, composed of Member States and EFCA staff, is in charge of the follow-up of the daily control activities and adopts the decisions needed

to guarantee an effective deployment of the control means.

3. The JDP is evaluated and assessed yearly by EFCA in cooperation with the Member States. Special attention is given to the risks for non-compliance which then are considered in the risk analysis of the following period.

The cooperation between MS has been achieved to the full extent. As reflected by the existing indicators, number of campaigns coordinated from EFCA (which entails the participation of several Member States in the centre) and the exchange of inspectors, the cooperation between Member States has been very constructive, efficient and guaranteed the smooth implementation of the JDPs as also demonstrates the effective deployment of control and inspection platforms.

In the context of the JDPs, EFCA is also providing assistance to the Member States and the European Commission in the area of control, inspection and surveillance, with specific regard to activities enhancing the potential of national enforcement services to apply the rules of the CFP in a uniform and effective manner. These activities include reporting and exchange of data on fishing, control and inspection activities, arranging the accessibility of those data to the CCIC and Associated Coordination Centres (ACCs), developing and coordinating training programmes, fighting against IUU and the possible acquisition of equipment necessary for the implementation of JDPs or on the request of Member States. The objective is to provide shared and cost effective data availability to Member States inspection and surveillance means in the JDPs and Operational Plans.

The cooperation between the European Commission and EFCA has been productive and excellent, as confirmed in the performance indicators provided in the annual report 2016 (EUCG Pilot Project, assistance to DG Mare in the fight against IUU activities, contributions to DG DEVCO, etc.).



Annual Report 2016

European Fisheries Control Agency

1.2.1. Implementation of JDPs & Operational Plans

	Planned				Consumed				Implementation rate / staff variation			
Standard Budget all revenue (subsidy)	185.000€				220.588€				119%			
ABMS 1.1	1.490.269€				1.358.904€				91%			
Staff	AD	AST	SNE	CA	AD	AST	SNE	CA	AD	AST	SNE	CA
	0.5	3	4		0.5	2.8	2.7			-0.2	-1.3	

Note: Revenue from grants not included. See Annex II for implementation of this fund source (R0 fund source)

DELIVERABLES	
Planned	Achieved
Regional JDPs and Operational Plans for 2016 in North Sea, Baltic Sea, Western Waters, Mediterranean Sea and Black Sea implemented	Yes
JDPs in International waters managed by NAFO, NEAFC, ICCAT and GFCM implemented	Yes
Joint campaigns reports delivered	Yes
PACT regional projects implemented	Yes
Collaboration with Frontex, EMSA, SATCEN (European Union Satellite Centre) and other related agencies in the process of establishing a European Coast Guard Capacity in area of capacity sharing	Yes
Provide shared and cost effective data availability to Member States' inspection and surveillance means in the JDPs and operational plans	Yes
System availability rate for the real/time exchange of data, documents and information in relation to JDPs/operational plans	Yes (99%)
Improved operational monitoring capabilities for JDPs/operational plans	Yes
Management and use of tailored software applications (e.g. Marsurv) in different JDPs/operational areas.	Yes
Collaboration with Frontex, EMSA and other related agencies in the process of establishing a European Coast Guard Capacity in the area of sharing information.	Yes
Procuring offshore vessel(s)/aircraft capacity	Yes

Introduction

Through the JDPs, EFCA ensures the best use of human and material resources pooled by the Member States in a coordinated manner to improve compliance in the concerned fisheries and to guarantee the level playing field in accordance with the specific objectives as proposed by each Regional Steering Group. The implementation of JDPs was carried out in tight cooperation with Member States' experts in the TJDG, under a responsive system able to adapt the joint control plans to the varying fisheries situations as they occurred.

Objectives

1. Coordinate the implementation of JDPs and Operational Plans, including PACT regional projects by the MS in EU waters, and provide input to the Pilot Project "Creation of a European Coast Guard Function".

Areas of cooperation include:

- The North Sea, the Kattegat, the Skagerrak, the eastern Channel, the waters west of Scotland and the Irish Sea (North Sea JDP)
- The Baltic Sea (Baltic Sea JDP)
- Western Waters (Western Waters JDP)
- Mediterranean Sea and Eastern Atlantic (Med and E Atlantic JDP)
- Black Sea

2. Coordinate the implementation of the EU contribution to the International Control and Inspection Programmes in RFMOs, namely:

- NAFO & NEAFC
- ICCAT

3. Provide shared and cost effective data which shall be available to Member States inspection and surveillance means in the JDPs and Operational Plans.

Main activity results

A - Implementation of JDP and Operational Plans in European Union waters

As in the previous years, all JDPs were implemented on a year-round basis permitting optimal coverage of the relevant fisheries, adaptable to spatial and temporal needs as defined by the regional risk management process. The organisational arrangements were based on the permanent exchange of information through the TJDG which assured the flexible deployment of control means, able to adapt to the varying fisheries situations as they occurred.

EFCA involvement in JDP inspections

In this sense, EFCA organises every fortnight a Video conference with the TJDG via the FISHNET platform to reassess priorities, discuss the detailed planning and promote the exchange of risk targets between MS. The FISHNET platform is instrumental in supporting the TJDG activities, as it provides a common access platform for common operational systems such as ERS and Marsurv. It should be noted that the JDP is in this sense a key instrument in promoting transparency and a better knowledge-base for risk assessment, as it provides a basis for full exchange of VMS and ERS data beyond the flag/coastal Member States remits of the Control regulation. EFCA plays a crucial role in ensuring a smooth exchange of data and intelligence between MS in this respect. The FISHNET platform is also used to exchange information on vessels targets and results of inspections activities, which are then stored in a common EFCA database JADE.



Annual Report 2016

European Fisheries Control Agency

Further to the coordination of the TJDG work, EFCA has in recent years assumed an increased role in coordination of campaigns from its coordination centre in Vigo.

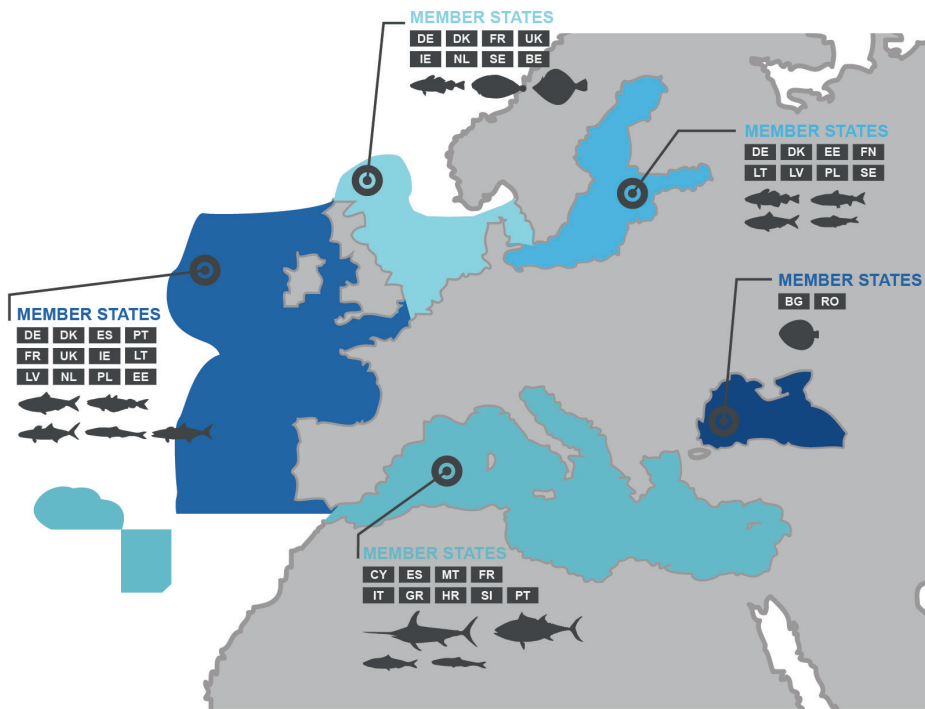
EFCA coordinators are actively participating in a series of specific missions at sea, namely:

- Missions at sea in the context of the EU waters JDPs to support the exchanges between MS inspectors and the “last-haul” inspections carried

out in the context of the implementation of the landing obligation;

- Participation in all NAFO missions when an EU control platform has been deployed in the area;
- Participation in several NEAFC sea missions;
- Participation to the special mixed teams of national inspectors in the MED JDP in farming operations;
- During the Pilot Project for European Coast Guard EFCA coordinators have participated in several air and sea missions in Frontex control means.

IMPLEMENTATION OF JDP AND OPERATIONAL PLANS IN EU WATERS




JDP and Operational Plans (OP)

● BALTIC SEA ● NORTH SEA ● MEDITERRANEAN SEA¹ ● WESTERN WATERS ● BLACK SEA (OP)

¹ EU WATERS

FISHERIES



PACT regional projects were also implemented in the context of EU waters. In the Black Sea an Operational Plan was established and a total of 16 missions of 3 days each were carried out encompassing a total of 153 inspections. EFCA also supported 4 Member States' Control Expert Groups (see section "Level playing field enhancement" for more details).

Performance indicators	Target	Achieved
Number of PACT regional projects implemented	1	1

A detailed analysis of the activities of each JDP, including inspections and suspected infringements detected, is presented in Annex I. In all areas, MS deployed control assets beyond the commitments agreed in the JDPs thereby ensuring an increased operational coverage. This follows the trend of a greater and more cost-effective integration of means in the wider maritime scenario.

The use of "associated vessels" (vessels that are primordially planned for national control activities outside JDPs) is a stable trend over the past years and greatly contributes to the inspections reported in the framework of JDPs.

Risk Analysis

In accordance with the protocols developed in the context of the regional risk management project (see section "1.2.3 Programmes, plans and assessment"), all activities were implemented in accordance with risk based planning. At the tactical level of coordination of JDP campaigns, there was a further improvement of the availability target lists of fishing vessels provided by Member States in the JDP campaigns.

Exchange of inspectors

In 2016, the secondments of EU inspectors to multinational inspector teams at sea and ashore continued to be a key element of the Member States' cooperation, facilitating the

standardisation of inspection procedures and promoting a level playing field for the fishing industry. There were more than 1,100 man/days of exchanges achieved in the JDPs, confirming that exchanges of different Member States' inspectors at regional level is now a common practice.

Coordination of campaigns

Four out of five JDP campaigns¹⁷ in EU waters were coordinated at some stage from EFCA. This permitted a stronger coordination of the tactical risk assessment and of the deployment of the control and inspection means, with Member States' experts seconded to EFCA. There was an increase in the number of Member States that carried out the coordination of joint operations from the EFCA operational rooms in Vigo. This included: BE, DE, EE, FI, IE, LT, LV, NL, PL, PT, SE and UK.

It is worthwhile outlining that some campaigns were coordinated from EFCA with the simultaneous presence of different MS' experts (e.g. the blue whiting and mackerel campaign in WW JDP), allowing for a "real-time" exchange of information and intelligence and a closer follow-up of the fisheries and deployed means. This experience was positively evaluated by several MS which encouraged EFCA to further explore and facilitate this model of cooperation in JDPs.

The web integrated platform FISHNET continued to support the coordination of joint campaigns and the TJDG tasks, including: the exchange of inspection data, the planning of means, the exchange of target vessels and any other information useful to the campaign. A new common structure of the information in the platform has been agreed with the members of each regional TJDG so as to promote standardisation across all EU waters JDPs and facilitate the exchange of information.

Performance indicators	Target	Achieved
Number of campaigns coordinated by EFCA	5 ¹⁸	7 ¹⁹

¹⁷ Two campaigns in North Sea and WW JDPs, one in the Baltic Sea JDP.
¹⁸ Target defined for all JDPs (including EU and international waters).
¹⁹ Of which 4 in EU waters.



Annual Report 2016

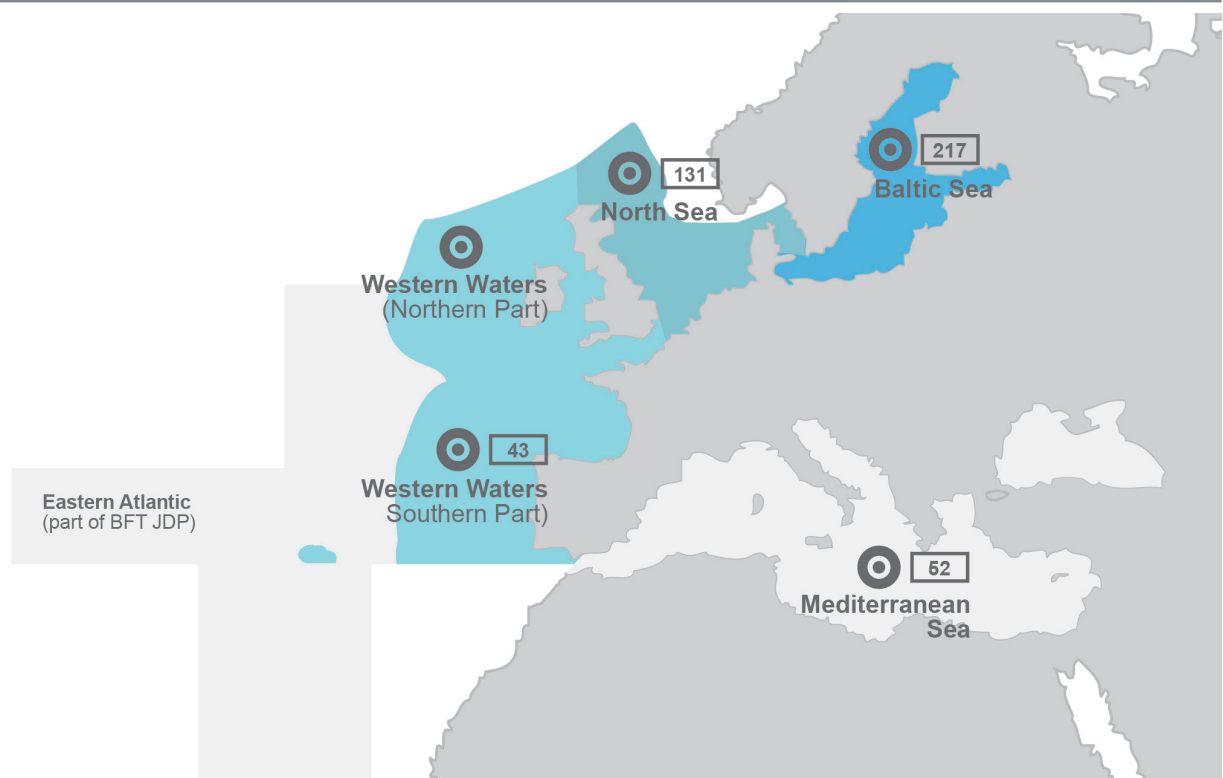
European Fisheries Control Agency

JDP implementation in support of the Landing obligation

In order to support the implementation of the CFP provisions related to the landing obligation, all JDPs implemented a data collection programme to facilitate and share the information on catch composition, establish

the basis for risk assessment and to contribute to the evaluation of compliance. Inspection teams deployed at sea collected catch data of the “last observed haul”. This information facilitated a comparison of catch composition between inspected and not inspected fishing trips.

Number of last haul inspections performed in the different JDPs during 2016



EFCA actively contributed to this exercise during sea campaigns, providing methodological support and guidance to Member States inspectors.

Upon request of the North Sea RSG, a pilot project was carried out to assess the viability of using sales note information (grade-size) in order to detect possible high grading of cod in the North Sea. This study confirmed the possible high-grading of cod and thus this type of analysis should be performed in the future.

In the North Western Waters campaign of the Western Waters JDP, a protocol to collect gramme size data from

landings/factories was implemented in the context of the mackerel fisheries. On this basis, a spatial and temporal mapping of average gramme size data was done to form a baseline for risk assessment. This could also facilitate the identification of possible high-grading practices.

These initiatives have supported the different JDP and regional Member States CEGs risk analysis (see section “1.2.3. Programmes, plans and assessment”).

Performance Indicators	Target	Achieved		
		Baltic Sea	North Sea	Western Waters
Number of campaigns days per JDP	>300	350	350	350
Percentage of control and inspection means deployed in accordance with the JDP schedule (% of total planned)	90%	>100%	97%	93%
Man/days in joint inspection teams	75	>75	>75	>75
Availability of fishing vessels target list in joint campaigns in EU waters JDPs	80%	100%	88%	88%

Multiannual index to be used as a tendency for compliance evaluation purposes ²⁰ JDP in EU waters	Baltic Sea	North Sea	Western Waters
Number of inspections (sea and land)	5.601	9.194	2.774
Number of inspections with at least 1 suspected infringement	131	224	118
Ratios for inspections with at least 1 suspected infringement detected by JDP	2.3%	2.6%	4.3%



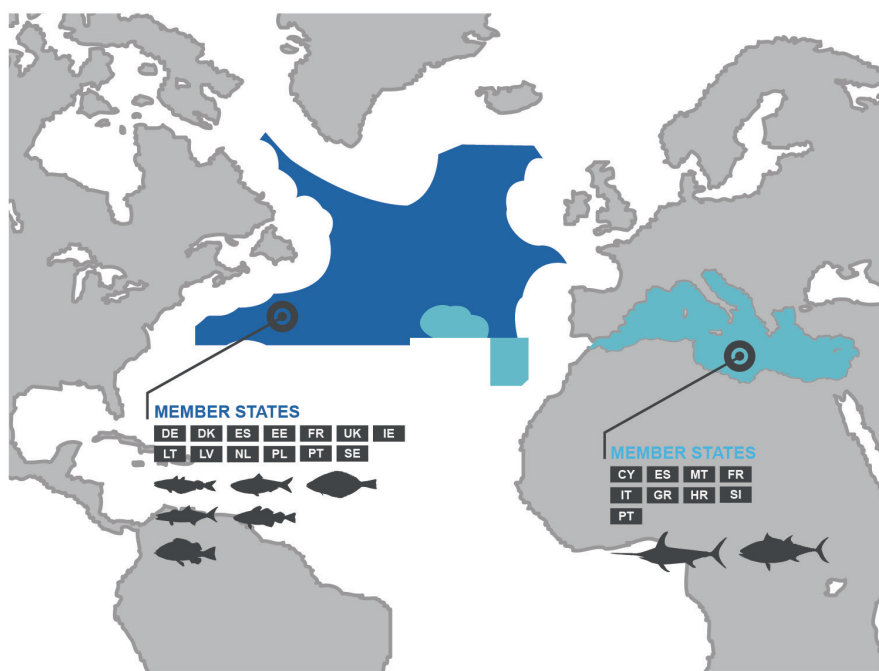
²⁰ Data available at the end of January 2017. Additional data may be received later from Member States.



B - Implementation of JDPs in international waters

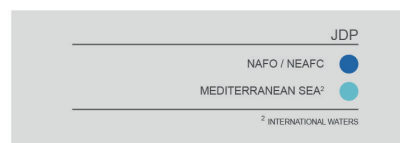
EFCA coordinated the EU contribution to the JISS of NAFO, NEAFC and ICCAT through the NAFO/NEAFC and Mediterranean JDPs. The European Union has committed to an inspection presence based upon the number of EU fishing vessels in the area. These commitments were fully achieved via EFCA JDPs.

IMPLEMENTATION OF JDPs IN INTERNATIONAL WATERS



OPERATION PLANS

EFCA coordinated the EU contribution to the international inspections and control schemes of NAFO, NEAFC and ICCAT through the NAFO/NEAFC and MED JDPs. The EU commitments were fully achieved in this respect.



FISHERIES



A detailed analysis of activities of each JDP, including inspections and suspected infringements detected, is presented in Annex I. Overall, the deployment of control means was carried out in accordance with plans. In the case of the Eastern Atlantic/Mediterranean JDP, the deployment of aerial assets was further enhanced through cooperation with Frontex in the framework of the CG Pilot Project.

Risk Analysis

EFCA continued to implement a standardised assessment of risk for NAFO vessels to be submitted by the flag Member State of the fishing vessel to the port Member State of landing in the context of the JDP. In respect of landings from a fishing vessel from another Contracting Party, EFCA prepared and sent the risk analysis to the port Member State.

With regard to the Eastern Atlantic/Mediterranean JDP, a risk assessment was carried out to facilitate the JDP planning (identification of main threats, priority fisheries segments and spatial/temporal distribution of fisheries).

Exchange of inspectors

In 2016, the secondments of EU inspectors to multinational inspector teams continued to be a key element of the cooperation by Member States. Close to 800 man/days of secondments were achieved, a value above the minimum established target. This was mostly due to the fact that NAFO/NEAFC sea campaigns are of a long duration and always involving a joint team of EU inspectors.

Mixed team inspections in the Member States' ports are not benchmarked in the NAFO JDP. In accordance with the decision of the TJDG, EFCA coordinated the deployment of mixed teams. Three mixed teams were actually deployed.

An action during the 2016 Eastern Atlantic/Mediterranean JDP was the deployment of a Special Mixed Team (SMT) in the Bluefin tuna campaign, including at the time of inspection of caging activities. This facilitated the representation of both the fishing and farming Member States throughout the inspection activities involving the use of stereoscopic cameras to define the number and weight of Bluefin tuna being caged. The SMT was deployed in Spanish farms over 26 days and in Maltese farms for 25 days. As provided for in the JDP, EFCA coordinators participated where possible in these deployments.

Coordination of Campaigns

The NAFO, NEAFC and the Eastern Atlantic/MED JDP campaigns were coordinated from both EFCA and MS on a rotational basis. The Eastern Atlantic/MED campaign also included hosting at EFCA of the TJDG between May and June 2016. There was an increase in the number of Member States that carried out the coordination of joint operations from the EFCA operational rooms in Vigo, including: CY, ES, FR, EL, HR, IT, MT.

The web integrated platform FISHNET was introduced to support the coordination of joint campaigns and the TJDG tasks, including: the exchange of inspection data, the planning of means, and any other information useful to the campaign.

Performance indicators	Target	Achieved
Number of campaigns coordinated by EFCA	5 ²¹	7 ²²

Participation of Agency staff as Union inspectors in international waters

During 2016 EFCA coordinators participated in all 4 missions on board MS Fishing Patrol Vessels (FPVs) in NAFO Regulatory Area and in 3 missions in NEAFC Regulatory Area. In 2 of the 4 missions in NAFO Regulatory Area and in all missions in NEAFC Regulatory Area, EFCA coordinator acted as EU NAFO/NEAFC inspector and participated in boarding of fishing vessels.

Performance indicators	Target	Achieved	
		NAFO NEAFC	MED
Number of campaigns days per JDP	> 300	366	346
Percentage of control and inspection means deployed in accordance with the JDP schedule (% of total planned)	90%	99%	91%
Man/days in joint inspection teams	75	>75	>75

²¹ Target defined for all JDPs (including EU and international waters)

²² Of which 3 in International waters



Multiannual index to be used as a tendency for compliance evaluation purposes ²³	NAFO NEAFC	MED
Number of inspections	76	1733
Number of inspections with at least 1 suspected infringement	7	119
Ratios for inspections with at least 1 suspected infringement detected/ per activity day	9.2%	6.9%

C - Provide shared and cost effective data which shall be available to Member States inspection and surveillance means in the JDPs and Operational Plans and provide input to the Pilot Project “Creation of a ECGF”

Collaboration with other EU agencies towards the establishment of a European Coast Guard Capacity

The Budgetary authority decided in the framework of the adoption of the Budget for 2016 to provide 750k€ for a pilot project which aims to enhance coordination between national coast guards or entities carrying out coast guard functions, the Commission and the EU agencies Frontex, EMSA and EFCA, in order to create synergies between their respective activities. The Pilot Project and the funds are managed by DG MARE. The activities have been carried out during the entire 2016. The interim report was delivered in December and the final report will be delivered in June 2017, which is also the end date of the project.

The three agencies have been working together with the Commission three partner DGs (MARE, HOME and MOVE) in the preparation of the Pilot Project implementation. The project is divided into four tasks:

Task 1: Sharing information generated by fusing and analysing data available in ship reporting systems and other information systems hosted by or accessible to the agencies, in accordance with their respective legal bases and without prejudice to the ownership of data by Member States.

EMSA is the agency responsible for driving the work related hereto, with the contributions of EFCA and Frontex. The sharing of information is closely linked with the already established services which EMSA provides separately to EFCA and to Frontex, tailored to their needs, and of services provided by Frontex and EFCA to their users. The EMSA services were developed in accordance with the respective needs of EFCA and Frontex. All the services mentioned were tested in a real operational scenario within a multipurpose operation, thus serving the implementation of Task 4.

Task 2: Providing surveillance and communication services based on state-of-the-art technology, including space-based and ground infrastructure and sensors mounted on any kind of platform, such as remotely piloted aircraft systems.

EMSA and Frontex were coordinators of this task. The task focussed on the assessment of the potential added value of using Remotely Piloted Aircrafts Systems (RPAS) and piloted fixed wing aircraft for multipurpose operations. Any information stream should be shared between the agencies and their respective MS services and integrated, as far as possible, into already established systems.

On 10 August 2016, EMSA published an open call for the provision of RPAS services in the framework of Task 2 of the EUGC Pilot Project. EFCA provided extensive input with regards to the technical requirements, sensor capacity and business model for RPAS services from a fishery control perspective.

Task 3: Capacity building by elaborating guidelines, recommendations and best practices as well as by supporting the training and exchange of staff, with a view to enhancing the exchange of information and cooperation on coast guard functions.

In order not to duplicate work already being funded and executed in other projects, the three agencies are elaborating the outline of guidelines for the operational

²³Data available at the end of January 2017. Additional data may be received later from Member States.

collaboration between the agencies in the context of the European coast guard functions and more precisely on the four tasks as described. EFCA was in charge of the coordination of this task²⁴.

Task 4: Capacity sharing, including the planning and implementation of multipurpose operations and the sharing of assets and other capabilities across sectors and borders.

This task was coordinated by Frontex and EFCA. The agencies established cooperation in order to implement multipurpose operations throughout the EU Coast Guard Pilot Project activities in 2016.

To facilitate planning and implementation of multipurpose operations, weekly situation reports (SITREP) were exchanged between EFCA and Frontex coordination centres containing the planning of all assets for the following week(s). Based on feasibility, location, personnel available and respective areas/targets of interest, personnel were subsequently deployed and when needed the relevant security and administrative procedures, including:

- deployment of EFCA officials on Frontex assets (vessels and aircraft),
- exchange of operational and other related data (e.g. sightings information, intelligence, photos),
- deployment of Frontex liaison officers to EFCA's operational centre during the BFT fishing campaign,
- deployment of EFCA's staff to Frontex operational structures and centres.

All information was exchanged and treated in accordance with the agreed procedures laid down in the respective SOPs. In addition to the use of conventional reporting procedures, electronic procedures were undertaken where possible in order to expedite the data exchange and, hence, the potential utility of the information. This will continue to be explored and implemented in 2017.

In total, 510 sightings were sent by Frontex coordinated means and received by EFCA between 01 January 2016 and 31 October 2016 of which 382 were submitted on the same day as they were recorded. On the basis of this information it can be noted that:

- a timely and direct reporting of sighting information from Frontex assets is both appreciated and valuable,
- photographs and associated intelligence are extremely useful for EFCA to follow up on the information reported, both from aerial and sea assets,
- within the constraints of the operations, clear images of the name of the vessel and external markings are extremely important in order for EFCA to be able to provide a useful and timely follow-up which includes the reporting of relevant information concerning the vessel back to Frontex.

In accordance with the deployment procedures and framework mentioned, EFCA officials were deployed both on Frontex aerial and surface assets, in the framework of the following Frontex joint operations:

- 5 sea missions (from January 2016 to November 2016 in Triton (central Mediterranean), Indalo (Western Mediterranean) and Poseidon (Eastern Mediterranean) areas),
- 5 air missions (from January 2016 to November 2016 in Triton, Indalo and Poseidon areas).

To reinforce and support multipurpose operations EFCA officials have undertaken 9 operational briefings to ICC (Frontex) staff (Triton 5; Indalo 2, Poseidon 2). Such briefings were reported to be well received and valuable by the officials concerned.

Performance indicators	Target	Achieved
Timely delivery of EFCA input to the interim report of the EU CG Pilot Project task 3 ²⁵	December 2016	YES
Timely delivery of EFCA input to the interim report of the EU CG Pilot Project task 4	December 2016	YES

²⁴ Additional information is provided under the Training section of this report.

²⁵ Performance indicator in the AWP fiches under training.



Annual Report 2016

European Fisheries Control Agency

Procurement of offshore vessels and aircraft capacity

The 12 July EFCA published an open call for tender for the chartering of two offshore vessels for multipurpose activities. Following the call for tender proceedings and its subsequent evaluation of the offers, the procedure was deemed infructuous.

A new open call for the chartering of an offshore fisheries patrol vessel, with amended specifications, was subsequently published on 28 December.

Performance indicators	Target	Achieved
VMS, ERS, EIR, FISHNET, JADE when applicable: -Availability rate -Connected MS rate for VMS/ERS/EIR -Connected MS rate for FISHNET	96% 100% per JDP 75%	99,46% 64% ²⁶ 100%
User evaluation of the ERS, EIR and Marsuv applications, including at EFCA Operations coordination centre	>90% Satisfaction by participating MS	98% ²⁷
Number of issued credentials for Marsuv	≥1 login credential per coastal MS	≥1 per MS
Timely delivery of EFCA input to the interim report of the EUGC Pilot Project. Task 1-2	Dec-2016	100%
Procurement procedure launched	Jul-2016	100%

1.2.2. Level playing field enhancement

	Planned				Consumed				Implementation rate / staff variation			
	AD	AST	SNE	CA	AD	AST	SNE	CA	AD	AST	SNE	CA
Standard Budget	344.000€				386.323€				112%			
ABMS 1.2	2.397.709€				2.577.143€				107%			
Staff (FTE)	3,5	8,5	0	0	3,5	8,3	0,3	0	0	-0,2	+0,3	0

Note: Revenue from grants not included. See Annex II for implementation of this fund source (R0 fund source)

DELIVERABLES	
Planned	Achieved
Assistance to MS, including to regional bodies, and the Commission in projects related to the implementation of the CFP, including PACT regional projects	Yes
Organisation and reports of the regional steering group meetings	Yes
Planning and assessment of the regional control operations, including PACT regional projects	Yes
Support to MS on pilot projects or ToR for evaluation of emerging technologies.	Yes
Provide expertise on the control aspects in preparation of new or updating existing regulation upon EC request	Yes
Provide assistance to the European Commission and the Member States in order to ensure uniform and effective application of the rules of Council Regulation (EC) No 1005/2008 and fight IUU fishing	Yes
Mission preparation, on the spot visits and reports on evaluation missions in third countries.	Yes
Analysis of catch certificates and processing statements	Yes
Development of a common methodology to facilitate the implementation of an IUU risk management approach by Member States authorities	Yes
Participation in the working group on the development of an EU IT system/database to support the implementation of the IUU Regulation and the catch certification scheme.	Yes
Organisation and reports on the IUU steering group meetings	Yes
Report of results of assistance in relation with third countries and RFMOs	Yes
Report on the implementation of the tasks delegated to EFCA in relation to RFMOs	Yes

²⁶ VMS 100%, ERS 86% and EIR 5% (Belgium only).

²⁷ EIR not included.

Introduction

This activity relates to the coordination in line with the implementation of the control policy at EU and international level, and promotes the joint planning and evaluation of control activities, with the objective of promoting a level playing field and maximising the benefits of control operations. Furthermore, it levels the playing field between operators from inside and outside the EU.

Objectives

1. To assist Member States and the European Commission in harmonising the application of the Common Fisheries Policy, including through PACT regional projects.
2. To provide assistance to the European Commission and the Member States in order to ensure the uniform and effective application of the rules of Council Regulation (EC) No. 1005/2008 and the fight against IUU fishing.
3. To promote a level playing field at EU level and vis-à-vis RFMO's and third countries.

Main activity results

A - Organisation of regional Steering Groups

During 2016 EFCA successfully conducted the different regional RSG meetings as planned in accordance to the below table:

RSG Meeting	Date	Place
NS/BS/WW	24-26 May 2016	Estonia
	06-08 September 2016	Vigo
NORTH SEA-WW	23-24 November 2016	
MED	16 February 2016	Brussels
	18-19 May 2016	Barcelona
	08 June 2016	Madrid
	27-28 September 2016	Athens
NAFO/NEAFC	20 April 2016	Vigo
	23 November 2016	

A specific workshop was organised with the Mediterranean RSG regarding the control of recreational fisheries in the area. The Agency aimed at including sport and recreational fisheries in the regional risk assessment to improve knowledge of the fisheries activities and compliance.

B - Adoption of Regional JDPs and Joint Operational Plans

The RSG successfully concluded the planning of the fisheries control means to be deployed in 2017 by the Member States at the air, sea and ashore. This planning was done on a risk-based approach, supported by a regional risk assessment workshop (see point 1.2.2 f).

The table below shows details of the adoption date of the different JDPs and provides a short description of the common main features.

2017 JDPs	Adoption date	Main features
BALTIC SEA	02 December 2016	- Year-round campaign with permanent exchange of VMS, ERS, inspection information and intelligence
NORTH SEA	08 December 2016	
WESTERN WATERS	02 December 2016	- Risk management based approach for the long term planning and for tactical coordination (exchange of target vessels)
NAFO AND NEAFC	13 July 2016	
MEDITERRANEAN AND EASTERN ATLANTIC JDP	20 April 2016 ²⁸ 09 December 2016	- Specific actions foreseen on a risk-based approach aiming at specific segments for the main threats (non-compliance with LO, misrecording of catches and technical measures) - Operational coordination at TJDG level - Coordination centres both in Member States and EFCA - Deployment of control means on the basis of the flexible, risk-based planning - Joint/mixed teams of inspectors which may also include EFCA coordinators - Standardised information exchange workflow (FISHNET) - Development and implementation of common inspection protocols

²⁸JDP May-December 2016.



Annual Report 2016

European Fisheries Control Agency

Cooperation with Romania and Bulgaria in the Black Sea

The joint operational plan continued to be implemented in activities related to:

- joint control and inspection actions,
- risk analysis,
- training.

Annex I presents, in detail, the different meetings in which cooperation with CEGs was established.

C - Cooperation with Regional Groups (PACT regional projects)

The cooperation and support to the CEGs of regional MS groups has been a central area of EFCA activity during 2016. This cooperation was organised upon request of the Member States groups directed to EFCA in accordance with the below table.

Regional Group	Date
Scheveningen	28 April 2016 (2016 request)
BALTFISH	30 September 2016 (request for continuous assistance)
NWW	27 April 2016 (2016 request)
SWW	03 September 2015 (request for continuous assistance)

Cooperation with these groups mostly concerned risk assessment in the context of the implementation of the landing obligation. During 2016, a common basis to further cooperate in areas related to the standardisation of inspection methodologies, compliance evaluation and cooperation with the industry was established. The table below summarises the dates when cooperation meetings for some of these areas have taken place:

Activities	Scheveningen	BALTFISH	NWW	SWW
Risk Assessment ²⁹	14-15 June	07-08 June	23-24 August	25 August
Workshop for inspectors	08-09 March	05-06 October	05-06 April	05-06 April

²⁹ Jointly undertaken with the EFCA JDPs.

D - Cooperation with Italian authorities:

EFCA has been requested to assist the Italian authorities in drafting a joint inspection plan for the management of discards of stock of clams (*Venus spp*). An initial meeting between EFCA staff and the Italian national authorities took place in November 2016 in Rome to discuss collaboration in the drafting of the joint control and inspection plan and the clarification of certain technical aspects defined in the management plan.

E - Cooperation with Advisory Councils

EFCA promotes a close dialogue with all stakeholders in order to promote a culture of compliance. During 2016, EFCA attended and contributed to several meetings of the different ACs as summarised in the table below. Particular focus was given to the meetings related to the introduction of the landing obligation.

Advisory Council	Activity	Date	Place
Joint AC meeting	MIACO - Meeting of ICES with ACs and Observers	14-15 Jan	Copenhagen
SWWAC	WG meetings	20 Jan	Madrid
BSAC	BS Advisory Council & BALTFISH WG Meeting	26-28 Jan	Gdynia
NWWAC	WG meetings	02-03 Feb	Paris
NSAC	WG meetings	09 Feb	Copenhagen
PeIAC	WG meetings	25 Feb	Den Haag
NSAC	WG meetings	12 Apr	Den Haag
MedAC	WG meetings	20 Apr 13-14 Oct	Split
NWWAC-NSAC	Joint meeting NWW-NSAC & Scheveningen CEG	16-17 May	Amsterdam
PeIAC	Seminar on LO	05 July	Brussels
NWWAC	WG meetings	07 July	Edinburgh
PeIAC	WG meetings	12-13 Jul	Peterhead
NSAC	Demersal meeting	14 Jul	Aberdeen
PeIAC	WG meetings	05 Oct	Den Haag
PeIAC	Seminar on LO	03 Nov	Brussels

F - JDP Planning

The EFCA Regional Risk Assessment aims to a cost efficient planning of future inspections activities by providing the medium to long-term strategic objectives for the JDPs and an indication of the best spatial and temporal coverage needs for control means.

The EFCA regional risk management based approach is used at three levels during the life cycle of JDPs:

- Strategic planning of JDPs – To facilitate the long-term (yearly) spatial and temporal planning for deployment of control resources and identify the specific objectives of JDPs campaigns;
- Priority risk management – To identify priority fisheries / fleet segments under a specific threat analysis (e.g. non-compliance with the landing obligation);
- Operational level – To facilitate the exchange of best-practices and targets between different MS at short-term tactical level.

During 2016, the exercise was done at fleet segment level allowing for a more accurate analysis of threat occurrence in the different fisheries. A set of possible risk treatment measures has also been developed.

On this basis, a series of “specific actions” addressing priority threats in the most relevant segments and implementing some of the risk treatment measures has been agreed for the 2017 JDPs. The following tables summarise the “high” and “very high” priority risks of non-compliance identified for the different areas and fisheries. A more detailed overview of all priority risks is available in Annex I.

Risk Level	
High 	Very High

Baltic Sea						
Fleet seg.	Gear	Species ³⁰	Area	Non-compliance with LO	Misrecording	Fishing in closed areas
BS01	Otter trawl ≥105mm	COD Plaice	22 - 24			
BS09	Fixes gears	SALMON	30 - 32			

³⁰ Target species in UPPERCASES.



Annual Report 2016

European Fisheries Control Agency

North Sea						
Fleet seg.	Gear	Species ³¹	Area	Non-compliance with LO	Misrecording	Illegal gear
NS01	Beam trawl and Seines ≥100mm	COD HADDOCK WHITING SAITHE PLAICE HAKE NEPHROPS Sole Northern prawns	IVa			
			IVb			
NS02	Beam trawl/Seines ≥70-<100m	COD HADDOCK PLAICE NEPHROPS Sole	IVa			
			IVb			
NS03	Beam trawl/Seines ≥32-<70mm	NORTHERN PRAWNS	IIIa			
NS04	Beam trawl/Seines ≥90mm	Cod PLAICE	IIIa			
NS07	Beam trawl/Seines ≥80-<120m	PLAICE SOLE	IVb			
			IVc			

North-western Waters (WW) Demersal						
Fleet seg.	Gear	Species ³²	Area	Non-compliance with LO	Misrecording	Illegal gear
04	Generic bottom trawl <100m	HADDOCK SAITHE NEPHROPS WHITING Cod Hake Plaice	VIa			
			VIIa			
			VIIId			
			Rest of VII			
05	Generic bottom trawl ≥100m	NEPHROPS HADDOCK HAKE Cod Haddock Plaice	VIIa			
			VIIId			
			Rest of VII			
06	Beam trawl 80-99m	PLAICE SOLE Cod Haddock	VIIa			
			VIIId			
			Rest of VII			

³¹ & ³² Target species in UPPERCASES.

WW - Pelagic					
Fleet seg.	Gear	Species	Area	Non-compliance with LO	Misrecording
WW07	Polyvalent – Mid-water pair trawl	HERRING	Rest of VII		
WW03	Refrigerated sea water tank vessel – Mid-water trawl	MACKEREL	IVa		

Mediterranean Sea			
Risk related with Bluefin tuna fisheries			
Fleet seg.	Fleet segment description	Misrecording	Technical Measures
MED01	Purse seiners targeting bluefin tuna for farming, associated vessels and farms		
MED03	Bait boats (poles and lines)		
MED04	Line vessels		
MED06	Sport and recreational fisheries		
Risk related with swordfish fisheries			
Fleet seg.	Fleet segment description	Misrecording	Technical Measures
MED04	Line vessels		
MED06	Sport and recreational fisheries		
Risk related with small pelagic in area GSA 17 and GSA 18			
Fleet seg.	Fleet segment description	Misrecording	Technical Measures
ADR01	Mid-water trawl (> 20 mm)		

Black Sea		
Fleet seg.	Misrecording	Technical measures
Turbot fishery		



G - JDP assessment

EFCA assesses the effectiveness of the JDPs on the basis of performance indicators and benchmarks in a common evaluation in cooperation with the Member States, including the common reporting of joint control activities at regional level.

The JDPs annual assessment reports regarding 2015 were sent to the European Parliament, the European Commission and Member States on 30 June 2016.

The assessment reports reached the conclusion that the implementation of EFCA JDPs during 2016 was successful. It was recommended to further enhance the joint control operations through concerted specific actions aimed at priority threats and fisheries segments with the aim of putting into effect risk treatment measures. Each TJDG was given the task to coordinate the implementation of these risk treatment measures through the concerted specific actions.

H - Support to Member States on pilot projects of Terms of Reference (ToR) for evaluation of emerging technologies

EFCA participated actively in a project exploring the use of emerging technologies for fisheries monitoring and control purposes.

DeSIRE II 'Demonstration of the use of Satellites complementing Remotely Piloted Aircraft Systems integrated in non-segregated airspace – Second Element' is a project managed jointly by the European Space Agency and the European Defence Agency aimed at providing user-defined RPAS services supported by satellites to the maritime surveillance community. An industry consortium, in close cooperation with regional and European flight control authorities and a number of interested end-users

such as the Italian coast guard, Guardia di Finanza & Civil Protection, the French Mediterranean Forest Protection and EFCA, have defined user requirements and prepared for testing the deployment of RPAS services in the Mediterranean Sea using satellite communications. An unfortunate event leading to the loss of an RPAS prototype has delayed the project's operational trials. EFCA participated in the two user consultation meetings on 24 May and on 26 September and provided input with regards to specific user requirements and the description and layout of the RPAS campaign and the preparatory fisheries control mission simulation.

Organised by	Place	Date	Detail
Desire II	Rome	24 May	User consultation meeting
Desire II	Rome	26 September	User consultation meeting (simulation campaign)

I - Mission preparation, on the spot visits and reports on evaluation missions in third countries

Throughout the year, EFCA was requested to support the European Commission in evaluation missions under the framework of the IUU-regulation to two countries (in three missions) Thailand, and Mauritius. EFCA's main role in relation to the evaluation missions is to prepare the visit by analysing the catch certificates and supporting documents from the country in question and provide the European Commission with a report of the findings. When EFCA is requested to participate to the mission, EFCA's representative assists with presentations and explanations of the mission findings to the third country authorities.

Analysis of catch certificates and processing statements

EFCA assisted the European Commission with the analysis of a total of 2,224 catch certificates and 741 “Annex IV - processing statements” and approximately 10,000 supporting documents for 5 third countries.

Third country	EFCA mission dates	EFCA participation to the mission	EFCA analysis of catch certificates and processing statements
Thailand	16-25 January 2016 27-30 June 2016	Yes	Yes
Solomon Islands	-	No	Yes
China	-	No	Yes
Mauritius	14-17 November 2016	Yes	Yes
Taiwan	-	No	Yes

J - Development of a common methodology to facilitate the implementation of an IUU risk management approach by Member States authorities

In accordance with its AWP 2016, EFCA assisted the Member States’ authorities responsible for the verification of catch certificates for the importation of fishery products by developing a common methodology. This is designed to facilitate the implementation of an IUU risk management approach by Member States’ authorities in relation to criteria defined in Article 31 of Commission Regulation (EC) No 1010/2009. This methodology was presented in a structured table together with an Excel application where a step-by-step methodology can be followed thereby ensuring risk assessment, together with guidance on possible follow-up actions, without prejudice to Member States primary responsibilities. This methodology was presented at the IUU Steering Group meeting held on 08 November 2016 and was received positively by participating Member States.

K - Participation in the working group on the development of an EU IT system/database to support the implementation of the IUU Regulation and the catch certification scheme

EFCA participated in one working group meeting organised by the European Commission on 16 March 2016. EFCA provided particular technical input based on its experience of analysing catch certificates and supporting documents.

L - Organisation and reports on the IUU Steering Group meetings

EFCA organised an IUU Steering Group meeting on 08 November 2016 in Vigo. During this meeting, the European Commission presented a general state-of-play of the implementation of the IUU Regulation and recent topics of interest. EFCA presented the draft common methodology to facilitate the implementation of an IUU risk management approach by Member States’ authorities, as well as the Pilot Project for the development of a worldwide EFCA Marsurv Service. The report of this meeting, together with presentations made by EFCA and Member States representatives from Denmark, Poland and Portugal was disseminated on 19 December 2016.

M - Assistance to EU in relations with third countries

EFCA has taken part in the 2 following Monitoring Control and Surveillance (MCS) Coastal States (EU, Faroe Islands, Iceland, Norway and Russia) pelagic fisheries WG meetings: on 05-06 April at the Representation of Faroe Islands in Copenhagen, Denmark and on 27-29 September in Torshavn, Faroe Islands. EFCA also assisted in a fact finding mission in Ijmuiden, Netherlands from 31 May to 2 June organised in the context of this group.

Further, upon the request from the European Commission, EFCA participated on a capacity building mission to Liberia. Further on that under the Training subsection.



N - Implementation of the tasks delegated to EFCA by the European Commission in relation to RFMOs

EFCA has implemented different tasks, delegated by the European Commission, related to the notification to NAFO and NEAFC of different information resulting from the inspection activities of the Member States:

- Regarding NAFO, this information includes list of observers, inspectors and inspection means.
- Regarding NEAFC, EFCA is providing the NEAFC Secretariat with lists of inspectors and inspection means as well as compiled annual reports on EU inspection activities in the NEAFC Regulatory Area.

EFCA sends all originals of reports of inspections carried out by Member States' inspectors in both RFMO areas to the competent authorities of the flag states of the fishing vessels, with copies being sent to both RFMO Secretariats.

O - Union Inspectors

In 2016, the list of Union Inspectors established pursuant to article 79(1) of Council Regulation (EC) No 1224/2009 included 1924 Union Inspectors from Member States and 46 from EFCA and DG MARE.

This is an increase of 341 Union Inspectors compared to the 2015 Union Inspectors list. The updated list of Union Inspectors was made available on the EFCA website following publication in the Official Journal. 182 Union Inspectors identification cards were printed and distributed to the relevant authorities.

Performance Indicators	Target	Achieved
Planning of control operations delivered timely	4 th Quarter 2016	4 th Quarter 2016
Assessment reports 2015 delivered before 30 June 2016	100%	100%
ID cards issued for new Union inspectors where info and photos have been provided	100%	100%
Roadmap issued for PACT regional projects proposed by MS	100%	100%
Project evaluation or Terms of reference (ToR)	1	1
Number of evaluation missions in third countries	4	3
Percentage of planned missions completed	100%	100%
Number of mission reports issued	4	3
Number of catch certificates and processing statements analysed	1.500	2.965
Common methodology presented to the IUU SG	1	1
Meetings attended to the working group on the development of an EU IT system for the IUU catch certification scheme.	60%	100%
Percentage of third countries to which EFCA assisted in comparison with EC requests	100%	100%
Implementation of the tasks delegated by the EC in relation to RFMOs	100%	100%

1.2.3. Programmes, plans and assessment

	Planned				Consumed				Implementation rate / staff variation			
Standard Budget	185.000€				160.900€				87%			
ABMS 1.3	1.085.760€				1.232.194€				113%			
Staff (FTE)	AD	AST	SNE	CA	AD	AST	SNE	CA	AD	AST	SNE	CA
	3,5	0,5	0	1	4.1	0,5	0.4	0	+0.6	0	+0.4	-1

Note: Revenue from grants not included. See Annex II for implementation of this fund source (R0 fund source)

DELIVERABLES	
Planned	Achieved
Implementation of the project on regional risk analysis	Yes
Implementation of a project to evaluate compliance trends and cost-effectiveness of control operations in a limited number of fisheries on request of the Members States	No request
Support to the expert group on compliance	Yes
Roadmap for standardisation of inspection procedures for landing obligation	Yes
Evaluation of the costs of JDPs and operational plans	Yes
Implementation of the landing obligation at a regional level	Yes
Workshop for CCIC/ACC representatives	Yes
Report on MS procedures and requirements to be considered by Union inspectors when acting in waters of another Member State and follow-up.	Yes
Assistance in establishing and/or maintaining a reliable control system on RFMOs on EC request	Yes
Organisation of exchange of inspectors on EC request	Yes

Introduction

The “Programmes, plans and assessment” activity intends to support EFCA’s regional activities by promoting a better coordination on horizontal, related issues such as the planning, implementation and assessment of JDPs. Generic projects were developed in response to Member States’ needs, which aim for the generation of novel approaches to EFCA core business and assistance to Member States in responding to the challenges of the CFP. Particular care was taken to promote a coherent development amongst common priorities of EFCA regional activities, whilst ensuring that regional specifications are considered during implementation of the different JDPs.

Objective

1. To promote effectiveness and efficiency of control operations.
2. To promote an efficient coordination of the control activities.
3. To assist the EC to cooperate with international organisations and third countries.



Main activity results

A - Implementation of a project on regional risk management³³

The Regional Risk Management Project objective is to review, reinforce and standardise the use of the risk-based approach in the planning and coordination of Joint Deployment Plans.

Activities were grouped in work packages according to 3 levels at which risk based approach is used in the life cycle of JDPs:

- Operational level (exchange of targets)
- Priority risk management
- Strategic planning of JDPs

During 2016, a protocol for a revised strategic planning of JDPs was tested at the risk assessment workshops and presented for further discussion with MS at a joint meeting in November (see below). The main features include an analysis at fisheries level (regional fleet segments) supported by a common set of fisheries fact-sheets, the use of a stable and commonly agreed list of threats, and an assessment model based on impact and likelihood evaluation. The implementation of a specific set of risk treatment measures and potential further developments were also considered. EFCA also started to identify, together with MS, the possible use of compliance indicators to determine the likelihood of a given threat's occurrence.

The protocol for exchange of targets at operational level was concluded and is currently being implemented under the different JDPs.

There was a project meeting held in Rome on 08 and 09 November 2016 to present the state-of-play and validate the deliverables of the above mentioned work packages. The ways of evaluating the exchange of targets between different MS, the regional risk management methodology

for the strategic planning of campaigns and the possible development of regional compliance indicators were particularly addressed.

In 2016, EFCA organised joint risk assessment workshops between the JDPs, RSGs and CEG of the MS regional groups, in which some of the key features developed within the project were applied (e.g. guidelines for priority risk assessment, risk treatment measures). In these workshops, the main threats were identified at fleet segment level, and the spatial and temporal distribution of fisheries assessed, allowing for the planning of JDPs in 2017.

B - Evaluation of compliance trends in the framework of the JDPs

An analysis of suspected infringements detected in the framework of the JDPs across the different areas, confirms that misrecording of catches and technical measures are the most common types of infringement. A more detailed analysis of the types of infringements detected for the different JDPs in these main categories and in accordance with the different gears deployed is presented below:

Baltic Sea: Most suspected infringements relate to misrecording of species, in particular for non-compliance with the catch composition percentage by species in midwater trawls (OTM) for pelagic fisheries and in bottom trawls for demersal fisheries (OTB). The suspected infringements related to technical measures occur mostly for static gear (GNS) and are mainly related to non-compliance with national regulation regarding gear marking and location in the salmon fisheries. Some suspected infringements related to illegal mesh size and illegal attachments were also detected for bottom trawls (OTB) for demersal cod fishery.

³³ Results of the regional risk assessment for 2016 are provided in Section 1.2.2 f) of this report.

North Sea: Most of the suspected infringements relate to misrecording, in particular in the bottom trawl (OTB) mixed fisheries and the sole and plaice fishery by beam trawlers (TBB), including misrecording of species in logbook, non-compliance with the margin of tolerance rules and non-compliance with the pre-notification rules before landing.

Suspected infringements related to technical measures are mostly occurring under the demersal mixed fisheries by bottom trawls (OTB) due to the use of illegal gears, illegal mesh size and non-compliance with the catch composition rules. For the sole and plaice fishery by the beam trawlers (TBB), technical measures type of suspected infringements are mostly related to the presence of undersized sole, illegal mesh size, including the use of blinders.

Pelagic in Western Waters: Most of the suspected infringements relate to misrecording of species and non-compliance with the pre-notification rules for landing for purse seiners (PS). Misrecording of mackerel, horse mackerel and other pelagic species also appears in the case of the bottom trawls (OTB) and pair trawls (PTB).

Mediterranean and Eastern Atlantic JDP: In this area, most of the suspected infringements relate to the misrecording of BFT and Swordfish with incorrect recording of species in the logbook, non-compliance with the margin of tolerance and pre-notification rules and those related to transfers and video counting in the purse seine BFT fishery. To a lesser extent, infringements related to non-compliance with the margin of tolerance and pre-notification rules can also be detected in the BFT fishery with hooks and lines.

Infringements related to labelling can also be found in small pelagic fisheries with purse seiners in the Adriatic Sea.

Such infringement analysis can facilitate a first look at the issue of compliance in terms of the ratio of infringements to inspections. In particular, the examination of the typology of the suspected non-compliances may also be informative and provide a direct input to the EFCA and MS regional risk assessment.

There are some limitations to drawing conclusions on compliance based solely on these types of analysis without supporting the exercise with other methods. For example, for some elements of policy (the landing obligation being a case-in-point), the detection of non-compliance is notoriously difficult, hence the notable dearth of infringement reports.

In this context, EFCA is currently developing a series of compliance indicators, one of which being based on the comparison of reference fishing activity information (inspected or with CCTV or observers) versus non-inspected activity. Differences could be measured and utilised in the form of a compliance indicator. This approach has been followed in the context of the LO and assisted in deriving the characterisation of the nature of possible non-compliance behaviours.

A specific request was made by the BALTFISH regional control expert group for EFCA to facilitate the assessment of compliance with the implementation of the landing obligation in the Baltic Sea. The work was initiated in November 2016 and should be delivered by end of May 2017.

C - Support the Expert Group on Compliance (article 37 of regulation (EU) No 1380/2013)

This group met once on 27 January 2016 in Brussels. EFCA attended the meeting in its capacity as an observer.

D - Evaluation of JDP costs

In 2016, EFCA conducted the 3rd assessment of JDP costs. The same model developed in 2013 through the Administrative Board Focus Group has been used, with some modifications introduced in 2014.

The use of each patrol asset (patrol vessel, aircraft or national land team) per time unit is estimated considering different components: labour of inspectors and crew, fuel consumption, maintenance, depreciation and insurance. The model uses different sources for the estimation of standard costs like salaries (Eurostat) or fuel price. When not available for the year of the estimation, some average annual increment is used. Unit costs are then multiplied by the control effort reported by Member States. The main results of the JDP 2015 assessment are presented in the table below.

2015 JDPs - Estimated costs by deployment type

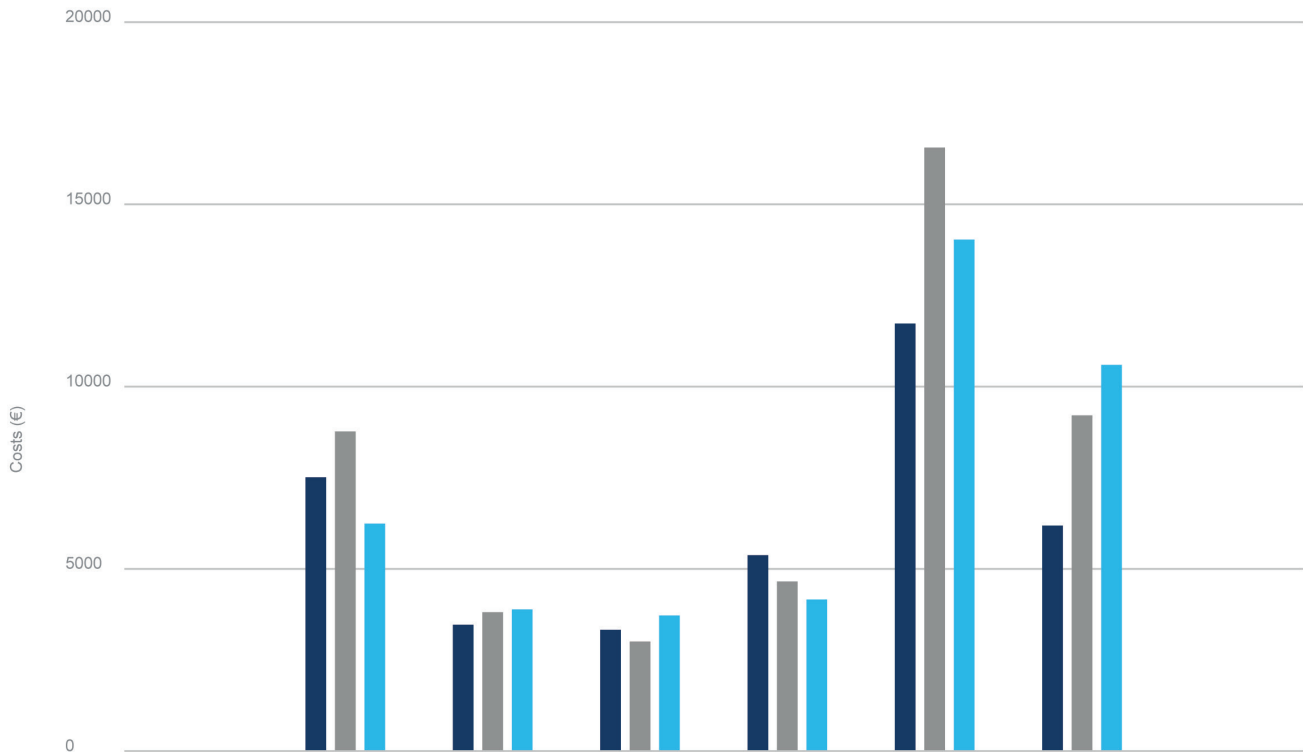
JDP	Coordination	Land	Sea	Air	Total
North Sea	787.096€	25.712€	12.842.901€	377.735€	14.033.444€
Baltic Sea	647.285€	95.407€	5.469.614€	27.083€	6.239.389€
Western Waters Pelagic	836.289€	16.065€	9.160.564€	584.368€	10.597.286€
Mediterranean Sea	1.086.474€	73.990€	2.350.130€	378.573€	3.889.167€
NAFO	353.139€	12.232€	3.355.321€	0€	3.720.693€
NEAFC	353.139€	0€	3.244.338€	562.826€	4.160.303€
Total	4.063.422€	223.406€	36.422.869€	1.930.585€	42.640.281€

The global cost of the JDPs (figures presented under the table JDPs total costs during the period 2013-2015) has decreased from 46M€ in 2014 to 42.640M€ in 2015.

The main decrease is for the North Sea (NS) and Baltic Sea (BS) JDPs. For Western Waters (WW), the increase of costs is mainly due to the use of large patrol vessels with high daily costs. In the case of Mediterranean JDP (MED) and NAFO, the increase of costs in 2015 is mainly explained by higher control effort.



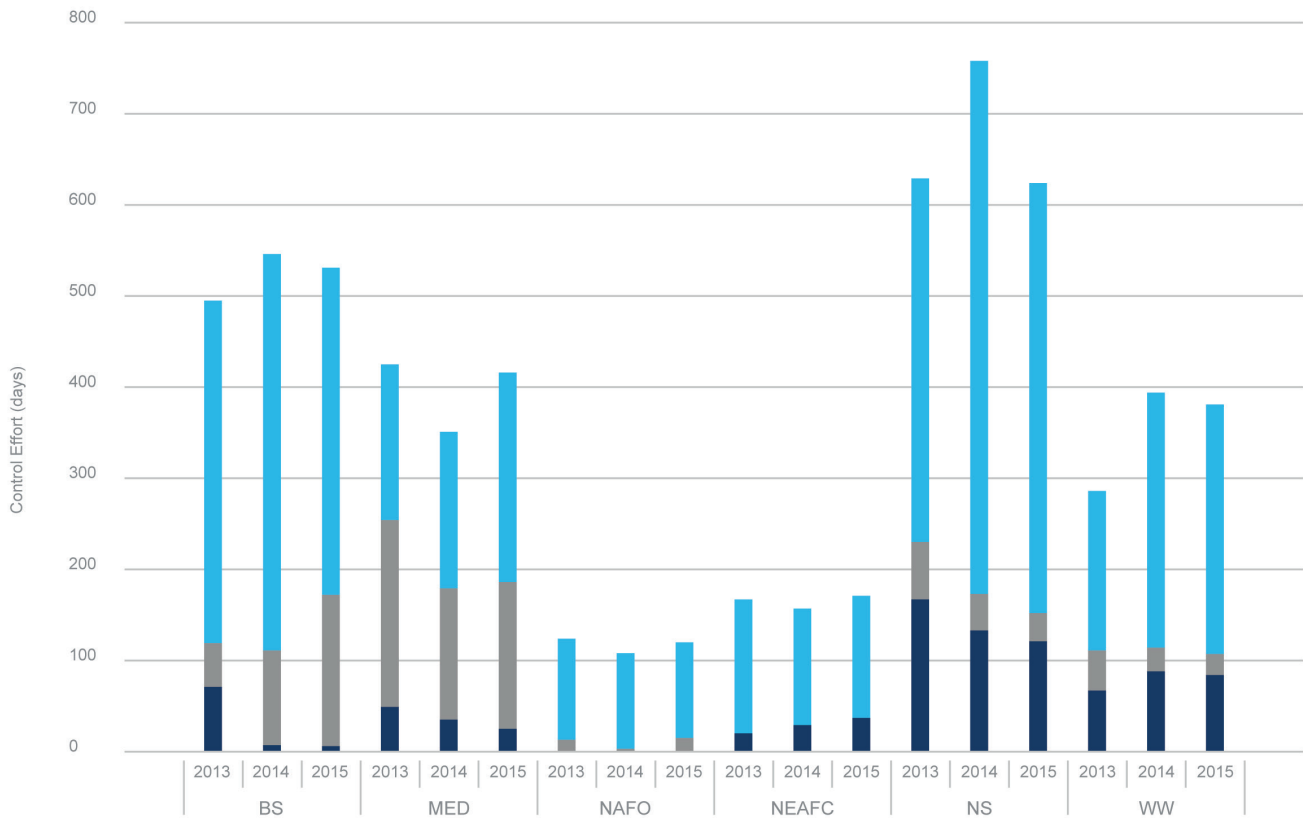
JDPs total costs during the period 2013-2015



	BS	MED	NAFO	NEAFC	NS	WW
■ 2013	7.511 K€	3.465 K€	3.327 K€	5.373 K€	11.731 K€	6.188 K€
■ 2014	8.770 K€	3.809 K€	3.005 K€	4.654 K€	16.558 K€	9.208 K€
■ 2015	6.239 K€	3.889 K€	3.720 K€	4.160 K€	14.034 K€	10.597 K€



Control effort deployed in the different JDPs for 2013, 2014, 2015



	2013	2014	2015	2013	2014	2015	2013	2014	2015	2013	2014	2015	2013	2014	2015	2013	2014	2015
SEA	376	435	359	171	172	230	111	105	105	147	128	134	399	585	472	175	280	274
LAND	48	104	166	205	144	161	13	3	15	0	0	0	63	40	31	44	26	23
AIR	71	7	6	49	35	25	0	0	0	20	29	37	167	133	121	67	88	84

JDP

E - Implementation of the landing obligation at the regional level

During 2016, the European Fisheries Control Agency worked intensively with the Member States and the European Commission to implement the processes and tools for an effective and efficient control and monitoring of the implementation of the landing obligation.

EFCA activities during 2016 in this subject can be summarised as follows:

- **Specific monitoring schemes on the implementation of the landing obligation** continued to be in place for the Baltic Sea, Western Waters (Pelagic) and Mediterranean Sea (Adriatic) JDP areas, and in 2016 a similar data collection scheme has been initiated to the North Sea JDP for demersal species. These monitoring schemes are focused on comparing observed data on catch composition and discards versus reported data. Data collection (last observed haul during inspections) with participation of Member States inspectors and EFCA staff is carried out.
- **Specific workshops for inspectors** have also been organised with focus on training for the implementation of the landing obligation, and aiming at promoting a level playing field and fine tuning the catch composition data collection (last observed haul inspections) (see section 1.2.5 Training).
- **Support to constituted regional MS groups** has been a central area of work for EFCA in this area through dedicated PACT projects. EFCA is implementing cooperation projects for assistance to the BALTFISH, Scheveningen, North Western Waters and South Western Waters Groups concerned with the implementation of the landing obligation. Cooperation with these groups included implementing a work plan and assisting in performing risk assessment on non-

compliance with the landing obligation following the EFCA methodology. These risk assessments were performed in 2016 together with the risk assessment for the planning of JDPs (see Section 1.2.2 Level playing field enhancement).

Cooperation with the Mediterranean area has been offered by EFCA to the MS regional groups concerned. An initiative to provide cooperation through the RSG of the Mediterranean JDP is being analysed.

- **Support to Inter-regional cooperation through:**
 - LO seminars, organised by EFCA, as a forum for the Administrative Board members to further discuss on the implementation of the landing obligation, facilitating an open exchange of views and best practices between Member States, with the participation of EFCA and the European Commission. During 2016 EFCA organised a LO seminar in Heraklion, Crete (January 2016) that also included discussions on the new coast guard function of the Agency.
 - Interregional workshops, organised by EFCA in cooperation with the CEGs, to discuss cross-regional issues in the implementation of the LO. A workshop was organised in December 2016 in London which focused on demersal fisheries in the North Sea and the North Western Waters.
- **Standardisation of inspections:** The underlying driver for this initiative is the need to maintain a level playing field, which should be achieved by developing a harmonised and standardised approach to inspections focused on the landing obligation.

During 2016, fishery segment factsheets were updated in cooperation with Member States, to identify the different elements which the vessels must comply with, regarding the gear/area/species scenarios.



F - Workshop for CCIC / ACC representatives

The workshop on JDP coordination and best practices was held at the EFCA premises on 08 and 09 November 2016. In common with the previous year's successful workshop, the focus of attention on the first day of the workshop lay on operational and administrative issues with the model of the blue whiting campaign presented as a successful way forward for cooperation between the EFCA and the Member States.

The final day was dedicated to emerging technologies deployed in fisheries monitoring and surveillance and which can be used in support of the JDP campaigns.

There were 28 delegates from the Member States participating in the workshop. Participants actively contributed to the discussions and provided constructive ideas and concepts for the further development of the role of the CCIC and EFCA's participation as well as the increased use of FISHNET.

G - Report on MS procedures and requirements to be considered by Union inspectors when acting in waters of another Member State and follow-up

The general aim of this project is to develop procedural guidelines to help Member State's officials build infringement cases according to the needs of the legal system of the Member State which will process the case. This becomes particularly pertinent where the inspecting Member State is different to the Member State which will handle the case.

The project, started in 2015, continued during 2016 with the support of an external legal expert. Contacts were nominated in the relevant coastal States and a questionnaire circulated. Responses to the questionnaire were analysed in detail by an external legal expert.

The first of the planned regional workshops was carried out in November in Copenhagen. This workshop covered the Baltic and North Sea regions. This first workshop provided valuable experience for the further planning of the project.

H - Assistance in establishing and/or maintaining a reliable control system on RFMOs on EC request

As in previous years, EFCA staff have participated in and provided technical assistance to the EU Delegations in different meetings with RFMOs and third countries at international level.

During 2016, EFCA participated as follows:

RFMO	Type	Date
NAFO	Standing Committee on International Control (STATIC)	09-11 May
	Annual meeting	19-23 September
NEAFC	Permanent Committee on Monitoring and Compliance (PECMAC)	14-15 April
	Annual meeting	14-16 September
ICCAT	Annual meeting	14-18 November
		14-22 November
	Integrated Monitoring Measures Working Groups	18-21 July
	e-BCD ³⁴ Technical Working Group	5 meetings

GFCM

EFCA assistance was provided in the GFCM Annual Meeting and EFCA participated in the Compliance Committee Meeting on 18-19 January. EFCA also actively participated in the GFCM/FAO Working Group on IUU fishing in the Mediterranean and the Black Seas in Madrid on 19-21 April. The GFCM has adopted two roadmaps for the fight against IUU fishing both in the Black Sea and Mediterranean Sea. These include specific training actions for inspectors and general capacity building in monitoring, control and inspection procedures.

In this framework, and on request of the European Commission, EFCA organised a workshop on 14-15 December 2016 to discuss possible future cooperation with Morocco, Tunisia and Algeria. The meeting was also attended by DG MARE and GFCM representatives.

³⁴ Electronic Bluefin Tuna Catch Document, working group chaired by one EFCA staff.

The objective of the meeting was to identify possible areas for cooperation in order to reinforce and enhance the implementation of GFCM and ICCAT conservation and management control and inspection measures adopted. Areas of cooperation were divided between the joint establishment and implementation of common control measures, especially in the Strait of Sicily and training and capacity building provided by EFCA.

Indian Ocean Commission (IOC)

EFCA assistance was provided to the Indian Ocean Commission on request of the Commission. A meeting took place at EFCA on 25-26 February 2016. The delegation from IOC was composed of representatives from the IOC-Smartfish project and the IOC member countries of Madagascar, Mauritius and Seychelles.

As a result of the meeting there were identified needs for continuation of the cooperation that can be summarised as follows:

- Assistance on how to carry out and implement a regional risk assessment,
- capacity Building on inspection methodologies and,
- assistance with new control strategies for MCS.

South Regional Fisheries Commission (SRFC):

At the end of August 2016, EFCA participated, in an observer capacity, in the MCS operation ‘Pedro Cardoso Nanco’. This operation was organised by the West African SRFC and was based in the operations room of “Serviço Nacional de Fiscalização e Controlo das Actividades de Pesca (FISCAP)” in the port of Bissau, Guinea Bissau. The operation consisted of a joint coordination by Senegal, Gambia, Guinea Bissau, Guinea Conakry and officials of the SRFC of national control actions in the EEZs of Gambia, Guinea Bissau and Guinea Conakry. Six surface

means were deployed, being managed by HF radio from the operations centre.

A good VMS picture was obtained on non-artisanal vessels. A total of 82 inspections were carried out over a four-day period and 14 infringements detected. Seven artisanal vessels were escorted to port and two industrial, Chinese flagged vessels were detained for fishing without authorisation (during a biological closure) and escorted to Conakry.

As part of the development of relations between the Agency and SRFC, EFCA hosted a delegation from SRFC on 09–12 November 2016. The visit was designed to give the SRFC delegation a good overview of EFCA operations and a reciprocal presentation was also made by the SRFC delegation to EFCA staff and Member States participating in a JDP CCIC seminar. The opportunity was also taken to arrange visits to the ports of Vigo and Bueu to showcase fisheries activity in this region.

Performance Indicators	Target	Achieved
JDPs/operational plans with a full regional risk analysis system established	80%	80%
Implementation of cost estimation model in JDPs	100%	100%
Methodology for compliance evaluation implemented in agreed specific fisheries	100%	n/a
Risk management implemented for landing obligation	At least 4 regions	5
Road map for standardisation of inspection procedures delivered	By Q4	100%
Number of seminars/workshops organised	2	5
JDPs/operational plans campaigns implemented following the best practices guide of EFCA	75%	100%
Project on MS procedures and requirements delivered by some regions	2 regions	4
International organisations to which EFCA assisted following EC requests	100%	100%



Annual Report 2016

European Fisheries Control Agency

1.2.4. Data Monitoring and Networks

	Planned				Consumed				Implementation rate / staff variation			
Standard Budget	630.000€				592.751€				94%			
ABMS 1.4	1.702.507€				1.679.480€				99%			
Staff (FTE)	AD	AST	SNE	CA	AD	AST	SNE	CA	AD	AST	SNE	CA
	2,5	2,5	0	0,5	1,9	2,5	0,3	0,9	-0,6	0	+0,3	+0,4

Note: Revenue from grants not included. See Annex II for implementation of this fund source (R0 fund source).

DELIVERABLES	
Planned	Achieved
User defined application IT tools for the provision of an integrated maritime awareness picture	Yes
Continued development, enhancement, maintenance and integration of the EFCA ICT applications in support to operational activities	Yes
Adaptation of internal and external systems (i.e. Marsurv) in the Pilot Project on “Modernising fisheries control and optimising vessel monitoring through the use of innovative European Systems”	Partially ³⁵
Business cases delivered for assessment	n/a ³⁶
IT contracts signed and implemented according to plan	Yes
Project Management Reports	Yes
Project Management Scoreboard	Yes
Provision of training support material such as manuals and exercises	Yes
Meeting documentation, minutes and reports	Yes
Implementation of the plan to move to “infrastructure as a service” approach	Partially ³⁷
The possible deployment of EFCA servers in another hosting site	Yes
Chairing the EIR working group	Yes
Active participation and expert input in the CISE project, attendance to the TAG and associated project meetings	Yes
Effective information sharing and exchange of best practices in the framework of IMP and interagency cooperation	Yes
Effective exchange of information sharing with Frontex and EMSA	Yes
Aligning the EFCA data monitoring systems on the new implementing rules requirements where applicable	On Going ³⁸
Provisions with the EFCA EIR system to the interested Member States through service level agreements, feasibility studies of expanding the concept to other EFCA applications	Yes
CCIC maritime operational information available to the Member States	Yes
Participate in and follow research projects that explore the use of Earth Observation data	Yes

³⁵ The project will be concluded on 31 December 2017.

³⁶ During 2016, EFCA did not undertake any new developments in its operational systems other than the normal maintenance and minor updates.

³⁷ A disaster recovery site was set up and hosted by EUIPO in Alicante. The main site for the operational systems is still at EFCA in Vigo.

³⁸ EFCA is preparing for the new requirements but the work has not yet been concluded. The deadlines are in 2017.

Introduction

To facilitate the interoperability and transparency among the Member States collaborating under the framework of the JDPs, EFCA continued to enhance the operational systems. EFCA continued the good collaboration with other agencies, mainly with Frontex and EMSA, and started to roll out the operational use of Copernicus services in support of the coordination of fishery inspection activities.

Objective

EFCA's main objective in the area of Data Monitoring and Networks was to develop and strengthen the skills, abilities, processes and resources that Member States need for the uniform application of the rules of the Common Fisheries Policy in the field of data monitoring and networks.

Furthermore EFCA sought to provide guidance to the Member States and to facilitate the exchange of best practice for building capacities. An important part of these activities is the contribution to the implementation of the EU IMP and the CFP, as well as the continued cooperation in maritime affairs with Member States, the European Commission and relevant EU agencies and external bodies.

In order to improve the provision of services and to advance operations, EFCA sought to develop and enhance the use of external information sources not readily available at the Agency for fisheries control purposes. In so doing, EFCA was seeking to use state-of-the-art technology to improve control and monitoring as well as the risk analysis function at EU level.

A - User defined application IT tools for the provision of an integrated maritime awareness picture

The EFCA Marsurv service is an operational fisheries control coordination tool using the integrated maritime data environment (IMDatE) developed and hosted by EMSA, in close collaboration with EFCA.

Main activity results

It integrates and correlates various types of information from different sources such as VMS, satellite Automatic Identification Systems (AIS), terrestrial AIS, Long Range Identification and Tracking (LRIT) and Copernicus deliverables and is specifically designed to support the fisheries monitoring and control user community. EFCA continues to channel the feedback from its end-users for the enhancement of the system as well as to test any new releases.

The VMS messages that are being received in EFCA from Member States FMC's, are verified, crosschecked for duplicates and validated before they are forwarded to EMSA. Upon receipt in EMSA the VMS messages are ingested in the IMDatE and made available for the Marsurv application.

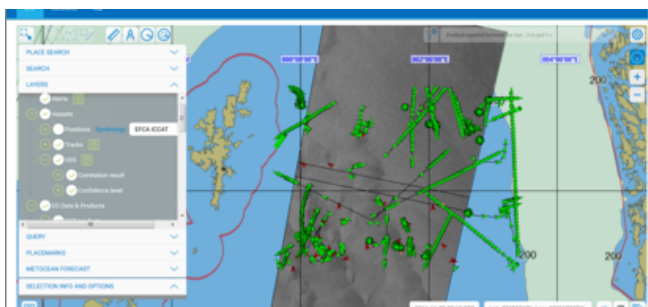
Today there are two EFCA Marsurv Services available, one covering the North Atlantic area and one covering the Mediterranean Sea area. EFCA Marsurv is now used in support of all JDP's, on a daily basis at EFCA's coordination centre and in Member States' fisheries monitoring centres. EFCA provided support to EMSA in the development of automatic behaviour monitoring (ABM) and participated in a specific ABM Workshop with end-users. During 2016, EFCA also started to test ABM. Based on pre-defined algorithms applied to the available information within the Marsurv service, real time alarm functions provide support in the operational decision making process. One of the ABM and alarm functions tested was, for example, vessel speed decrease under a certain limit and within a given area.

With the rolling out of Copernicus Services during the last quarter of 2016, a new dimension was added to the Marsurv service. Intensified cooperation between EFCA and EMSA permits an automated integration of satellite imagery and associated vessel detection into the EFCA-Marsurv service thus making this information available for fisheries control purposes in an operational environment.



Annual Report 2016

European Fisheries Control Agency



At the end of 2016, there were 296 user credentials distributed for the EFCA Marsurv Service to relevant end-users in Member States, the European Commission and EFCA.

Organised by	Place	Date	Subject
EMSA	Lisbon	28 September	Automated Behaviour Monitoring workshop
EMSA	Lisbon	28 October	EFCA IMS (Copernicus-Marsurv) Training course
EMSA	Lisbon	15 November	Copernicus Maritime Surveillance User Requirements Workshop

B - Continue the development, enhancement, maintenance and integration of the EFCA ICT applications in support to operational activities

During 2016, EFCA continued to develop and maintain its suite of operational systems within the EFCA Fisheries Information System (FIS) through the provision of contracted services.

In addition, the responsibility for the maintenance and development of the EFCA Enterprise Architecture (EA) passed from the developing contractor to EFCA's contractor for software development and maintenance in July, with the expiry of the one year warranty period. A total of 16 specific contracts were signed and managed during the period and encompassed a wide variety of services including the core application maintenance service as well

as upgrades to the existing suite such as providing new complementary VC facilities within FISHNET, the addition of new Data Exchange rules with the ERS system and the upgrade of the JADE administrator functions.

EFCA has also contributed to the ERS and Data Management Working Group meetings and associated sub-groups meetings hosted by the European Commission throughout the year. Special attention has been given to the Union VMS project in which the Commission together with Sweden developed an open source VMS system which was made available to EFCA. EFCA was also a key contributor of the 'VMS/ERS Viewer' Business Implementation Group (BIG). The following table underlines the considerable contribution of EFCA to the various groups and the level of support and expertise provided to the Commission and the Member States.



Commission Expert Group Meetings and Workshops	Attended by EFCA in 2016
ERS & Data Management Working Group	5
VMS/ERS Viewer – Business Implementation Group	5
Special Sub-Working Group on FLUX-ERS Fishing Activity	3
Special Sub-Working Group on Union VMS	6
Migration Planning Sub-Working Group	6
FLEET Sub-Working Group	2
MDR Sub-Working	3
Sales Sub-Working Group	1
Licence Sub-Working Group	2
ACDR Sub-Working Group	1
Total	34

C - Adaptation of internal and external systems (EFCA Marsurv Service) in the Pilot Project on “Modernising fisheries control and optimising vessel monitoring through the use of innovative European Systems”

Upon the request of the European Commission, EFCA initiated a pilot project on “Modernising fisheries controls and optimising vessel monitoring through the use of innovative European systems” aimed at providing Member States with near real-time, world-wide vessel tracking ability using the EFCA Marsurv application as a basis.

The purpose was to test to which extent the Marsurv service can provide additional support in the framework of the fight against IUU fisheries. Specific functionalities, which are currently under development, will support Member States’ authorities in their verification of catch certificates by providing a worldwide access to integrated vessel information.

During the second semester of 2016, EFCA tested the world wide version with EMSA. Furthermore, EFCA announced during the IUU Steering Group on 08 November 2016 its intention to create a user group with representatives from the Member States to assist EFCA in the definition of new functionalities and the testing of new features. The Pilot Project will run throughout the year 2017.

D - IT contracts signed and implemented according to plan

According to the plan established for the period EFCA concluded a framework contract for Internet, mobile and fixed telephony with a new telecommunication contractor as a result of an open call for tender launched in 2015. The framework contract was signed in March 2016 followed by a specific contract on May of 2016. Furthermore, two specific contracts were signed under the framework contract for ICT support with the IT contractor. The first was for providing desktop services, Help Desk support, Application management & support, infrastructural Services, unified communication services, data centre Services and ICT continuity & disaster recovery. The second specific contract was to provide on-call duty services during weekends and non-normal working hours in the periods of campaigns which are coordinated on EFCA premises.

E - Project Management Report/Project Management Scoreboard

The progress of the projects was reported on during the EFCA management meetings and, when applicable, to the EFCA IT Steering Committee.



F - Provision of Training Support Materials such as Manuals and Exercises

All operational systems come with their user manual and other relevant support materials. For training in the use of EFCA's operational systems, exercises are provided.

G - Electronic Inspection Report (EIR) Working Group

Following the amendment to the Commission Implementing Regulation 404/2011³⁹ in 2015⁴⁰, EFCA was requested to re-establish and lead the EIR Working Group (EIRWG) in order to prepare for a submission of an application for the establishment of a UN/CEFACT standard for electronic inspection report data.

The Terms of Reference (ToR) were agreed between EFCA, COM and the MS and established the three key deliverables for the group as follows:

1. Business Requirements Specifications (BRS) document which builds upon the general principles set out in the P1000-1; General Principles BRS document, and which aims to standardize the exchange of Fishery Inspection and Surveillance data between authorities.
2. Fishery Inspection and Surveillance Implementation documents which cover the exchange of information between different stakeholders, describing the business rules and exchanges (pushed and/or pulled) between the various stakeholders for the currently known regulations, measures and agreements.
3. A report on any identified issues which have bearing on the BRS or the Surveillance Implementation documents or the EU rules on exchange of information.

However, in order to advance these deliverables it was first necessary to review the list of data elements required for each of the different types of inspection as well as the surveillance report. In so doing, the group also examined the requirements for reports completed within the context of ICCAT, NAFO and NEAFC.

EFCA organised and managed 3 x EIRWG meetings and 4 x Technical Sub-Group (TSG) meetings as follows:

Meetings	Dates	Days	Location	MS	Participants
EIRWG 1	12-13 July '16	2	Barcelona	18	TOTAL 30: MS x 26 EFCA x 4
EIRWG 2	05-06 Sept '16	2	Lisbon	19	TOTAL 32: MS x 28 EFCA x 3 COM x 1
TSG (ICCAT)	04 Oct '16	1	Rome	4	TOTAL 12: MS x 9 EFCA x 3
EIRWG 3	25-26 Oct '16	2	Athens	19	TOTAL 37: MS x 34 EFCA x 3 COM x 1
TSG (BRS 1)	14-15 Nov '16	2	Dublin	8	TOTAL 11: MS x 9 EFCA x 1 COM x 1
TSG (BRS 2)	06-07 Dec '16	2	Edinburgh	8	TOTAL 11: MS x 9 EFCA x 1 COM x 1

H - Implementation of the plan to move to "infrastructure as a service" approach and the possible deployment of EFCA servers in another hosting site

In September 2016, the European Food Safety Authority (EFSA) as leading contracting authority representing several EU agencies, amongst them EFCA, signed an inter-institutional framework service contract with title "Broker model for the provision of cloud services". With this contract it is possible to move on with the infrastructure as a service approach. Two proof of concept projects are initiated for backup as a service under this framework contract.

In parallel, EFCA carried out a proof of concept project with EUIPO for the latter to act as a disaster recovery site for EFCA. The project was successful and therefore, as a result, EFCA signed a Memorandum of Understanding with EUIPO in October and started replicating corporate applications (Intranet, e-mail, file server) and operational applications (Fishnet, VMS, ERS, EIR). The outcome of the proof of concept was shared during the Heads of Agencies' Network meeting in Alicante on 20 October 2016. In addition EFCA's website is hosted at EMSA's disaster recovery datacentre.

³⁹ Commission implementing Regulation (EU) No 404/2011 of 8 April 2011 laying down detailed rules for the implementation of Council Regulation (EC) No 1224/2009 establishing a Community control system for ensuring compliance with the rules of the Common Fisheries Policy.

⁴⁰ Commission Implementing Regulation (EU) 2015/1962 of 28 October art. 146c.

I - Active participation and expert input in the Common Information Sharing Environment (CISE) project, attendance to the TAG and associated project meetings

EFCA is a full member of the Technical Advisory Group (TAG) of the CISE and, as such, contributes to the development of the shared environment. In 2016 there was only one TAG meeting scheduled which was held on 17 June.

EFCA also participates in the EUCISE2020 project as an independent entity. EUCISE2020 is a security research project of the European 7th Framework Program; it aims at achieving the pre-operational information sharing between the maritime authorities of the European states. It is an important milestone in the roadmap for implementation of the European CISE.

J - Effective information sharing and exchange of best practices in the framework of IMP and inter-agency cooperation

The long-standing cooperation between the three EU agencies with core activities in the maritime domain, Frontex, EMSA and EFCA, has led to a regular exchange of information regarding operational activities, experiences, best practices and the latest technologies.

EFCA participated in all the European Patrol Network (EPN) meetings as well as in the European Day for Border Guards organised by Frontex. In addition, EFCA took part in a number of workshops and meetings organised by EMSA related to new technologies in Maritime Surveillance⁴¹.

Furthermore, EFCA, following the publication of the open call for the procurement of Sat-AIS data services by EMSA, assisted in the evaluation of the offers for the provision of satellite AIS information. As a result, EFCA through the integration of this information in the EFCA Marsurv Service is, since 1 September 2016, able to provide a high volume of validated Sat-AIS vessel position data to MS' fisheries control authorities.

Copernicus

During the 2nd half of 2016, EFCA started to test the use of Copernicus services for fisheries control purposes in preparation for a wider operational use in 2017.


Following the setting up of an acquisition procedure with EMSA being the service manager, EFCA initiated the acquisition of synthetic aperture radar (SAR) satellite images in an operational set-up as well as the analyses using automated vessel detection and identification through the integration in the EFCA Marsurv Service.

This was done for pre-defined areas in the North Atlantic (NAFO/NEAFC and Western Waters) as well as in the Baltic Sea in support of operational coordination activities and in close cooperation with the relevant Member States. A total of 276 SAR satellite pictures of various resolutions were analysed and about 2750 vessels detected using Vessel Detection Systems (VDS) technology.

The experience gained during these exercises has proved to be very useful in view of further refining vessel detection and correlation parameters.

Contact Group of EU agencies on migrant smuggling

In the light of the current migration crisis in the Mediterranean Sea, EFCA is also a Member of the Contact Group of EU agencies on migrant smuggling. This year EFCA participated in all three meetings of which two were videoconferences.



⁴¹ For details please see table under heading "User defined application IT tools for the provision of an integrated maritime awareness picture" under section 1.2.4.



Detail of activities with EFCA participation in the Inter-agency cooperation:

Organised by	Place	Date	Detail
Inter-agency	Brussels	01 March	4th meeting of Contact Group of EU agencies on migrant smuggling
Frontex	Serock	24 May	European Day for Border Guards
Frontex	Helsinki	31 May-02 Jun	EPN General meeting
Inter-agency	Brussels	06 July	5th meeting of Contact Group of EU agencies on migrant smuggling
Frontex	Kolobrzeg	14 September	Eurosur Fusion Services Baltic Exercise 2016
EMSA	Lisbon	15 October	6th IMDatE User Consultation meeting
EMSA	Lisbon	28-29 October	Workshop "Remote Piloted Aircraft Systems (RPAS) for maritime surveillance"
Frontex	Warsaw	08 November	EPN General meeting
Inter-agency	Brussels	10 November	6th meeting of Contact Group of EU agencies on migrant smuggling

EFCA also participated in the following inter-agency forums in the IT domain:

Meeting	Place	Date
27 th ICTAC	Alicante	26-27 May 2016
28 th ICTAC	Alicante	13-14 October 2016

K - Provision to the Member States of the EFCA EIR system as a “software as a service” and analysis of the feasibility of expanding the concept to other EFCA applications

Belgium is the first user of the EFCA EIR system as “software as a service”.

L - A smart CCIC concept providing access to Member States to maritime information systems and applications, in line with the operational and user requirements

The suite of available operational systems is as follows:

- [EFCA Fishnet](#)

The system is a secure collaboration portal used for accessing the other operational applications within the EFCA-FIS. It was originally designed to provide the single-sign-on means of access to the EFCA suite of applications.

It is a modular web-based system that provides a virtual office-like environment designed to support the transfer of information by various means such as voice, video, email and instant messaging. It also includes tools for collaborative document writing, a calendar and a mission planner. As in previous years, Fishnet was used for operational coordination during the JDPs. However, during 2015 the use of the system was extended to also include the distribution of documents to the EFCA Administrative Board meetings, external experts and Regional Groups. During the last part of 2016, EFCA commissioned a study to review the Big Blue Button (BBB) video conferencing (VC) component within Fishnet in order to assess its continued suitability. Following this review, it was decided to continue with the Big Blue Button tool but to upgrade to a later version to provide increased security. In addition, the review also suggested including an additional VC tool within Fishnet to provide users with a choice of VC options. by the relevant SCIPs. During 2015, EFCA received and processed approximately 21 million VMS positions.

- EFCA Electronic Recording and Reporting System (EFCA-ERS)

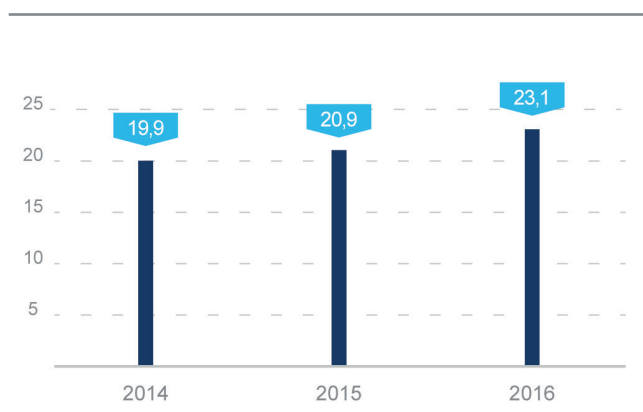
The EFCA-ERS was delivered in early 2013 and is primarily designed to pool and share MS' ERS data in the framework of the JDPs. ERS data is now a central component in the control and monitoring of fishing activity with timely access to this data being essential in coordinated control operations. As can be seen from the figure below, almost one million PULL requests to MS' systems were generated from the EFCA ERS during 2016. This led to the accumulation of a vast volume of JDP specific data, which was then made available to all participants in that JDP. During the year, EFCA was an active participant in the EU led Fishing Activities Sub-Working Group which worked on finalising the next version of ERS, as well as the COM led 'VMS/ERS Viewer' Business Implementation Group (BIG). For the year 2016 the statistics can be summarised as follows:

MESSAGES	VESSELS	MEMBER STATES	JDP
<p>965.363</p> <p>Total number of Messages pulled from Member States</p>	<p>3.889</p> <p>Total Number of Vessels pulled from Member States</p>	<p>18</p> <p>Total Number of Member States connected</p>	<p>5</p> <p>Number of JDPs configured</p>

- EFCA Vessel Monitoring System (EFCA-VMS)

EFCA has continued to use the Visma vTrack system as the EFCA-VMS and the system remains an extremely valuable tool for planning and coordination. As can be seen from the statistics below, the volume of VMS messages being processed by the EFCA VMS continues to increase with more than 23 million messages received and a similar number of messages forwarded to EMSA/Frontex.

Number of VMS messages received (in millions)



- EFCA Electronic Inspection Report System (EFCA-EIR)

The EFCA EIR system is designed to receive and parse EIR messages and allow for their automated exchange between Member States. The system is primarily designed to exchange data via the FLUX Transportation Layer (TL), but also has the capacity to exchange messages directly with a MS, as well as permitting data to be uploaded remotely (manually or via XML entry) in the MS. Tests have been performed for the automated FLUX TL update between a number of Member States and EFCA. EFCA also offered EIR as "software as a service" to Member States and, as described above, one Member State is currently using it as its own national system.

As outlined above, EFCA has been chairing the EIRWG and the work of that group will culminate with the publication of a new UN/CEFACT XSD (XML Schema Definition). This should facilitate the resumption of EIR data exchange testing leading to the exchange of electronic inspection and surveillance data.



M - Participate in and follow research projects that explore the use of Earth Observation (EO) data

EFCA continued to monitor developments with regards to EO technologies and their applicability for fisheries monitoring and control purposes. With Copernicus services being rolled out for operational use, Earth Observation data is now easily accessible and available on a large scale for fisheries monitoring and surveillance. EFCA's research is now focusing on how to make best use of the various Earth Observation deliverables in support of Member States and EFCA's operational tasks.

EFCA is working in close cooperation with EMSA to define acquisition schedules and to refine detection capability needs. In cooperation with relevant Member States, a specific campaign was set up in the Baltic Sea to compare the results of vessel detections by synthetic aperture radar and optical satellite images with ground truth information collected by air surveillance means in the same area at the same time. Results of this campaign will be used to further improve vessel detection capabilities using Copernicus services.

Performance Indicators	Target	Achieved
EFCA applications developed, enhanced, upgraded and implemented according to planning	95%	100%
Project Plan approved	Sep-2016	100%
Project Plan created and agreed	Oct-2016	100% ⁴²
Project Management Scoreboard	The progress of 100% of the ongoing projects in the DMN-section shall be monitored in a scoreboard	100%
Meetings minutes prepared, and circulated along with all associated documents	100% of the meetings shall be documented	100%
Participation to TAG meetings (CISE)	60% attendance to meetings and seminars	83%
Attendance to inter-agency maritime workshops and seminars	60%	100%
User evaluation on availability of maritime applications and tools at EFCA Operations Coordination Centre	> 90% satisfaction by participating MS	98% ⁴³

1.2.5. Training

	Planned				Consumed				Implementation rate / staff variation			
Standard Budget	394.000€				270.454€				69%			
ABMS 1.5	1.496.526€				1.232.729€				82%			
Staff	AD	AST	SNE	CA	AD	AST	SNE	CA	AD	AST	SNE	CA
	0.5	4.5		1	0.5	4.1		0.4		-0.4		-0.6

Note: Revenue from grants not included. See Annex II for implementation of this fund source (R0 fund source).

⁴² It was approved during the IUU SG meeting in Vigo on 8 November 2016.

⁴³ Based on interaction with users.

DELIVERABLES	
Planned	Achieved
Training of Union inspectors (before first deployment)	Yes
Advanced workshop(s) and best practice meetings for Member States' Union inspectors (regional/national level)	Yes
Workshop and seminars for Member States' IUU competent authorities	Yes
In concert with Member States: - Create a general e-learning course with descriptions and purpose for Union Inspectors before first deployment - Create specialised e-learning courses for Union inspectors	Yes
Participation in Member States national IUU training seminars on request	Yes
Determine the needs of support from EFCA in Member State's national training services	Yes
Collaboration with Frontex, EMSA and other related agencies and bodies or fora in the process of establishing a European Coast Guard Capacity in the area of capacity building	Yes
- Core Curricula update of existing manuals - Regionalised Core Curricula for Union inspectors	Yes
- Assistance to third countries in the development of inspection training programmes and/or training manuals for trainers on EC request - Assistance to third countries on request of the EC	Yes

Multiannual index to be used as a tendency for compliance evaluation purposes	Achieved
Number of attendees to regional workshops by EFCA including by e-training	361
IUU training sessions and seminars number of participants, including by e-training	90 ⁴⁴

Introduction

In accordance with its mandate and AWP objectives, EFCA has given guidance to Member States, has facilitated the exchange of best practices and has updated CC training courses. Furthermore, EFCA has provided assistance to the European Commission to cooperate with third countries.

Objective

1. Uniform and effective implementation of the CFP rules by Union inspectors and MS control services.
2. Establish a Union inspector e-learning programme tailored to MS' requirements.
3. Provide guidance and facilitate the exchange of best practices for building MS' capacities in the areas of training and to provide input to the process of establishing a European Coast Guard Capacity.
4. The use and application of Core Curricula in Member States in support of their national training activities.
5. Assist the EC to cooperate with third countries.



⁴⁴ 18 newcomers, 19 advanced, 28 in the training hosted by Malta and 25 in the plenary session.

Main activity results

A - CC updating

To give effect to its coordination duties and legal obligations, EFCA supports Member States in designing a training programme for trainers and Union inspectors. A priority in the development of training programmes is to create and make available reference materials for the training of the trainers of the inspectorates and of Union inspectors before their first deployment, the CC.


In 2016, EFCA completed the updating of CC volume 1 (Inspection at sea) and Volume 2 (Port inspection-Landing module) respectively published in 2013 and 2014 with the support of the WGTEE and SGTEE. The updating process mainly included the new legal provisions resulting from the CFP reform (landing obligation, discard plans, regionalisation), with a focus for Union inspectors on legislations applicable to specific stocks/areas.

This updated material has been made available in an electronic version on the Core Curricula Development Platform (CCDP).

B - E-learning tutorials

EFCA developed and published on its e-learning platform interactive tutorials for Union inspectors based on the structure and content of the updated version of the CC Volume 1 (Inspection at sea) and Volume 2 (Port inspection). Other training material was made available on this platform, in particular video tutorials, templates and presentations used by EFCA during its training activities. At the end of 2016, 150 users from Member States, the European Commission and EFCA staff were registered on the platform. EFCA also worked on the development of e-learning modules for inspectors from third countries, in particular from SFPAs.

Front page of the EFCA e-learning platform



C - Training to Member States/Exchange of best practices

In 2016, in accordance with its training calendar, EFCA continued to provide training to Member States and to promote “exchanges” between Member States’ Union inspectors in the context of JDP operations, both at sea and on land (for more details see section 1.1.1 Implementation of JDPs). These training events took place throughout the year and mainly covered tasks carried out by Union inspectors deployed in the framework of JDPs, as well as specific training in relation to the IUU Regulation and the EFCA FIS.

During 2016, regional workshops for inspectors in all JDPs have been organised and delivered by EFCA with focus on the standardisation of inspections and in an effort towards achieving a level playing field. EFCA has also participated in training sessions in support of MS for the uniform implementation of the Landing Obligation in the different regions. A summary table of training events organised in 2016 by EFCA is attached in Annex I to this report.

D - MS training needs

EFCA circulated to Member States' SGTEE representatives an on-line questionnaire in order to determine the possible need for support from EFCA in Member State's national training services. EFCA received feedback from 19 Member States. The vast majority (18) of the Member States which replied to the survey confirmed they already use or plan to use the CC courses as reference material in their national training activities. Also, as regards EFCA possible assistance on the use of CC courses by trainers, 13 Member States expressed their interest. Finally, 11 Member States provided information on specific training topics that could possibly be covered with EFCA assistance.

E - Contribution to EUCG Pilot Project

Under Task 3 "Capacity Building" of the EU Coast Guard Pilot Project, EFCA has coordinated the development, together with Frontex and EMSA, of an outline of guidelines on inter-EU agencies operational collaboration. As part of this exercise, a preliminary assessment for the common areas of interest for training and capacity building projects as well as voluntary staff exchange was initiated during an Inter-agency workshop held in Lisbon on 20-21 April 2016. Background material was also collected by the three agencies for the experts selected/designated for the drafting of the outline of Guidelines. As a result, a first draft outline has been prepared and submitted to the three agencies in December 2016, together with the interim report prepared for the EUCG Pilot Project.





F - Training to third countries on Commission request

In 2016, EFCA has assisted the European Commission to train officials from Liberia in matters relating to monitoring and inspection methodologies in the framework of SFPAs concluded between the European Union and that country. Training given by EFCA mainly covered FMC functions e.g. remote monitoring through tools such as VMS and AIS and other fisheries control related topics. This on-the-spot training was provided with the assistance of a Member State expert from Spain.

As regards IUU, at the request of the European Commission, EFCA participated in a training session in Thailand on the implementation of the EU catch certification scheme. EFCA has also finalised the development of a specific training handbook for fisheries inspectors from third countries, in particular from SFPAs.

Performance Indicators	Target	Achieved
Percentage of Union inspectors concerned trained by EFCA	10%	11,95%
By region/JDP: -Number of workshops and best practice meeting delivered -Union inspectors attending workshops attendees satisfaction -Percentage of EU-NAFO/NEAFC inspectors at sea trained -Percentage of EU-ICCAT inspectors at sea trained	At least 1 by region Attendees satisfaction (good or very good) >80% 50% 50%	Yes ⁴⁵ 91% 76% 100%
Training for MS on IUU: IUU workshops and seminars satisfaction rate	Attendees satisfaction (good or very good) >80%	100%
Number of e-learning courses	3 courses available on e-learning platform	15
Number of training seminars in MS upon their request	4	1 ⁴⁶
Number of MS providing feedback	50%	68%
Timely delivery of EFCA input to the interim report of the EUGC Pilot Project. Task 3	Dec-2016	100%
CC courses implemented: -Number of MS using CC training material (Inspection at sea, Port inspection and General principles & specific types of inspection)	>80% of coastal MS over a period of three years (60% for 2016)	61%
Updated/regionalised CC courses published: Inspection at sea and Port inspection	Published by Q4	100%
Development of a standard training e-learning course for basic fisheries inspection.	100%	90% ⁴⁷
Number of missions on EC request	3	2 ⁴⁸

⁴⁵ 17 for the 5 regions.

⁴⁶ EFCA only had one request in 2016.

⁴⁷ Final delivery 2017.

⁴⁸ EFCA only had two requests in 2016.

1.3. Governance and representation

	Planned	Consumed	Implementation rate / staff variation
Standard Budget	204.000€	213.820€	105%
ABMS 2	1.044.229€	1.102.448€	106%

Note: Revenue from grants not included. See Annex II for implementation of this fund source (R0 fund source).

1.3.1. Administrative Board

DELIVERABLES	
Planned	Achieved
Agency Administrative Board Decisions	Yes
Agency Multiannual work programme, Annual work programme and Annual Report	Yes
Adoption of the Budget and the Accounts	Yes
Adoption of the Multiannual Staff Policy Plan; Endorsement and/or support of the activities carried out by the Agency in the development of its mission	Yes
Annual Declaration of interest of the Administrative Board members submitted before the year end	Yes

Introduction

The Administrative Board is the main governing and controlling body of EFCA. It is composed of six members representing the European Commission and one representative per Member State.

Objective

As the main governing body of the Agency, the foremost objective of the Administrative Board is to ensure the correct and effective functioning of the Agency.

Main activity results

In 2016, three meetings of the Administrative Board were held in Vigo; the 24th meeting of the Administrative Board was held on 10 March, the 25th meeting on 21 June and the 26th meeting on 11 October.

In March, the Administrative Board adopted, amongst other, the Annual Report 2015 and the implementing rules to the Financial Regulation; the amendment to the AB decisions concerning the adoption of MWP 2016-2020 and AWP 2016 and Final Budget of EFCA for 2016 and

the amendment to the AB decision on the policy on the prevention and management of conflicts of interest of the EFCA; it approved the extension of the term of office of the Agency’s Executive Director for a period of five years.

In June, the Administrative Board voted for an amendment to the AB decision concerning the adoption of the MWP 2016-2020 and AWP 2016 and Final Budget of EFCA for 2016, the EFCA Final Annual Accounts for 2015 and the Staff Regulation implementing rules;

In October, the Administrative Board moved forward with the adoption of the EFCA Single Programming Document (SPD) containing the MWP 2017-2021 and the AWP for 2017, together with the Final Budget and Establishment Plan of EFCA for year 2017; furthermore the Administrative Board adopted the draft SPD containing the MWP 2018-2022 and the AWP 2018, to be updated with the year-end information at the beginning of 2017; the Staff Regulation Implementing Rules were also adopted. Last but not least, the Administrative Board appointed a new Accounting Officer and the reporting officers for the annual appraisal of the ED.



All the annual written declarations of interests (DoI) have been carefully monitored by EFCA. However it is noted that, by end 2016, two AB members had not yet submitted their DoI.

Performance Indicators	Target	Achieved
Number of Administrative Board meetings	2 Meetings	3 Meetings
Preparation and notification of the Board decisions in due course	100%	100%
Preparation and notification of the Board Agency, MWP, AWP and Annual Report in due course	100%	100%
Preparation, adoption and notification of Budget and the Accounts in due course	100%	100%
Preparation, adoption and notification of Multiannual Staff Policy Plan in due course	100%	100%
Preparation of briefings and/or notes addressed to the Administrative Board	100%	100%
Monitoring the submission to EFCA of Annual written declarations of interests of Administrative Board members to ensure a proper control of those declarations of interest and compliance with legal obligations	100%	94%

1.3.2. Advisory Board

DELIVERABLES	
Planned	Achieved
Advisory Board advice regarding the Multiannual and Annual work programme of the Agency, containing the main concerns, needs and priorities of the stakeholders to be considered in the Agency field of action.	Yes

Introduction

The Advisory Board is composed of representatives of the Advisory Councils, on the basis of one representative designated by each Advisory Council. The meetings of the Advisory Board are chaired by the Executive Director.

Objective

The Advisory Board advises the Executive Director of the Agency and ensures close cooperation with stakeholders.

Main activity results

The Advisory Board, composed of one representative of each Advisory Council (AC), met twice in 2015, prior to the Administrative Board meetings, in Brussels on 18 of February and in Vigo on 8 of September.

A representative of the Advisory Board takes part in the deliberations of the Administrative Board meetings without the right to vote. The Advisory Board representative in the

From 02 March 2016 to 01 March 2017 the representative of the Advisory Board was Mr Gianpaolo Buonfiglio, Mediterranean Advisory Council, and the alternates Ms Purificación del C. Fernández Álvarez/Mr Julien Lamothe, North Western Waters Regional Advisory Council.

The Advisory Councils are stakeholder organisations composed of representatives from the industry and other groups of interest. In addition to the seven existing Advisory Councils below, the reformed CFP foresees the creation of four new Advisory Councils for the Black Sea, Aquaculture, Markets and Outermost regions.

- Baltic Sea Advisory Council (BSAC)
- South Western Waters Advisory Council (SWWAC)
- Long Distance Advisory Council (LDAC)
- Mediterranean Advisory Council (MEDAC)
- Pelagic Advisory Council (Pelagic AC)
- North Western Waters Advisory Council (NWWAC)
- North Sea Advisory Council (NSAC)

The Advisory Councils are embedded in EFCA's Communication strategy as key partners. They provide the European Commission and EU countries with recommendations on fisheries management matters.

The EFCA participates in the relevant meetings of the executive committees and workings groups of the Advisory Councils when there are issues referring to EFCA competences in the agendas.

Performance Indicators	Target	Achieved
Number of Advisory Board meetings	2 Meetings	2 Meetings
Advisory Board conclusions to be prepared, delivered and notified to the Advisory and Administrative Board in due course	100%	100%

1.3.3. Representation and Networks

DELIVERABLES	
Planned	Achieved
Attendance to relevant meetings for the Agency	Yes
Contribution to drafting positions in the field of the inter-agency working groups	Yes
Presentations and briefings delivered in the different meetings	Yes
Briefings and documents issued to inform the institutional bodies and third parties	Yes

Introduction

EFCA is represented in the relevant institutional partners meetings as well as EU networks.

Objective

Ensure Agency representation, cooperation, dialogue and transparency with other institutional bodies, EU agencies and third parties.

Main activity results

EFCA attended the meetings convened by the European Commission, the European Parliament and the Council where its presence was desirable, required or in the interest of the Agency.

EFCA Executive Director attended on 17 February 2016 a meeting of the Committee on Fisheries of the European Parliament, where he spoke regarding the issue of "Harmonising fisheries controls in Europe". Prior to that, on 10 December 2015, he made a presentation of the EFCA's WP 2016 followed by an exchange of views with him.

Throughout 2016, EFCA participated in meetings of the Executive Committees of the ACs, especially in those

of the ACs affected by the Joint Deployment Plans adopted by EFCA. The Agency also participated in the AC Working Groups, but solely when issues referring to EFCA competences were included in the agendas of the relevant meetings.

On horizontal matters, the inter-agency cooperation network coordinates the relations between Agencies, the Commission and the European Parliament. In this context, the Executive Director and the Head of Unit Resources attended the various meetings held at managerial level. In 2016, the Head of Unit Resources participated in a network Task force on the strategy for Shared Services amongst agencies. Likewise, Agency staff met their counterparts through specific technical networks: Procurement (NAPO), Communication, Data protection, Legal (IALN), IT, the Performance Development Network (PDN) and Accounting (IAAN).

Noteworthy is the contribution of EFCA to the Roadmap proposed by the European Commission following the tripartite Approach on EU decentralised agencies endorsed by the European Parliament, the Council and the Commission in July 2012. EFCA has contributed to the roadmap implementation through the EU Agencies Performance Development Network (PDN) to find synergies and to



Annual Report 2016

European Fisheries Control Agency

optimise the available resources. The PDN has worked, among other areas, in finding efficiencies in the templates and procedure related to the Single Programming Document and Consolidated Annual Reports for agencies, sharing experiences in ex-ante and ex-post evaluations of activities,

and continues to look into different systems or tools to enable agencies using Activity Based Management Systems.

The Agency was also represented on the Board of the Translation Centre in Luxembourg.

Performance Indicators	Target	Achieved
Rate of participation on the Heads of Agencies and Heads of Administration	2 Meetings	3 Meetings
List of meetings where EFCA has participated to be communicated to the Administrative Board	Twice a year under the Information from the ED provided to the Administrative Board during the Board meetings	2 Debriefings

1.3.4. Communication

DELIVERABLES	
Planned	Achieved
Stakeholders visits to the Agency	Yes
Raising awareness campaigns for stakeholders	Yes
Ensuring the quality and timeliness of EFCA's website content and other online presence.	Partially ⁴⁹
Stand, Agency staff presence, promotional material at the Seafood Exposition in Brussels, the Maritime Day or other relevant fairs	Yes
Participation in EU activities on the CFP and particularly Control such as information seminars, press conferences or fairs as well as contributing to the dissemination of the EU project	Yes
Layout and distribution of the main publications of the Agency	Yes
Effective Communication tools available for trainings, visits, fairs, presentations, etc.	Yes
Strong media relations on the topics covered by the Agency by issuing press releases, having phone contact	Yes
Main Agency supports apply the corporate visual identity	Yes
Communication of EFCA results on the Agency web site	Yes
Presence on EFCA social media networks: Facebook, Twitter and LinkedIn	Yes
Organisation of a local event with vast institutional presence and media coverage	Yes
Organisation of visits of the local stakeholders to Agency office	Yes
Presentations to EU stakeholders, especially those involved in EFCA work	Yes
Holding staff meetings after the Administrative Board meetings as well as when there are major developments within the EFCA	Yes
Keep updated a collaborative intranet which will boost communication	Yes
Organise social events that can favour cross-unit and informal communication (e.g. lunch time conferences...)	Yes

Introduction

The Communication Policy warrants that these activities are well known for the partners and stakeholders working with the Agency as well as for its target audiences.

Objective

Each target audience responds to a communication objective:

- Stakeholders: promote a culture of compliance with the rules of the Common Fisheries Policy.
- General public: contribute and support the Communication Strategy defined by the European Commission in the CFP and particularly with regard to fisheries control.

⁴⁹Achieved with the only exception of the Seafood Exposition in Brussels.

- Local public: foster the EU values locally.
- Institutional actors: raising awareness about EFCA's work and ensure a fluent information flow.
- EFCA staff: keep them informed and involved.

Main activity results

Throughout 2016, several activities were carried out in support of the objectives of the EFCA. In support of the Communication Strategy defined by the European Commission, the EFCA celebrated Europe Day with local stakeholders in Vigo. The event was attended by prominent regional and local authorities as well as other fisheries stakeholders and representatives of the civil society and was widely covered in the regional press. The EFCA also participated to the European Maritime Day 2016 in Turku, Finland.

In order to visualise the work carried out by the Agency, the EFCA sponsored a mural in Vigo. This piece of public art helps convey a message of the sustainability of the ocean. This initiative was made possible thanks to the agreement of the City Council, in line with the aim to develop cooperation at a local level. The paintings were inaugurated in October at the same time that a corporate video was released, which was filmed during the making of the mural. To correspond with World Oceans Day, a photo contest under the theme "Wonders of the Ocean" was organised. The contest took place on 8 June. EFCA temporary agents, contract agents, national experts, external service providers and trainees, as well as their families, participated in the event.

Several visits were organised to EFCA, inter alia a group of students from the University of Alicante's International Master in Sustainable Fisheries Management on 12 May. To mark institutional relations, the Director General of Maritime and Fisheries Affairs of the European Commission, Mr Joao Aguiar Machado, visited the headquarters on 14 June, and the Member of the European Parliament Ms Clara Aguilera, on 27 July. Two vessels of the Irish Naval Service were welcomed by EFCA while visiting Vigo in 2016; the first on 03 June (LE Aisling) and the second on 10 October (LE Roisin). Also in October, the Irish Flag Officer Commanding Naval Service (FOCNS) paid an official visit to the Agency.

Due to the interagency agreements with Frontex and the European Maritime Safety Agency (EMSA), the EFCA also welcomed a representative from the coast guard service of the regional government of Galicia (Xunta de Galicia), in relation to the new coast guard cooperation. As agreed in the Annual Communication Plan for 2016, the Annual Report, MWP and AWP were printed and distributed. Additionally, the "mission and objectives" page of the website was translated into all EU languages.



Performance Indicators	Target	Achieved
Number of visits to the EFCA by stakeholders	6	9 ⁵⁰
Publications produced	2	2
Number of visits to the EFCA website (Average/month)	4.000	4.533
Number of informative sessions where the EU/CFP is addressed with a local audience	3	5
Number of presentations to institutional actors	6	9
Meetings with staff when relevant	2	5
Level of satisfaction with EFCA intranet ⁵¹	Satisfactory	Satisfactory

⁵⁰ Operational visits and those corresponding to another heading are excluded.

⁵¹ Survey carried out in July 2016.



Part II. Horizontal support

2.1. Major events

EFCA maintains the objective to improve the efficiency of the administrative procedures underpinning the horizontal support. It strives to maximise synergy by searching solutions with the highest level of integration with existing systems (ABAC) along with lowest cost of customisation and maintenance (systems developed by the EC).

- In 2016 the following important steps were achieved: In the area of e-administration:
 - E-Prior and ABAC Assets Order implementation. In e-submission (electronic tendering) all open calls have been carried out fully electronically; order forms are now being prepared and circulated electronically and the main local suppliers have been prepared to use e-Invoicing starting in 2017.
 - ABAC Contracts. The contract management tool ABAC Contracts has been implemented for the registration and follow up of the framework contracts. The integration with the rest of the modules of ABAC has been one of the main reasons for adding this module to the other existing ABAC modules in EFCA.
 - MIPS (Mission management system). EFCA has been the first decentralised agency (without Sysper) to implement the mission management system of the Commission, deployed in November 2016, leading to a major reduction in use of paper forms and multiple data entry; use of MIPS also means an automatic link with ABAC for the payment requests related to the mission expenses, and is expected to lead to a reduction in calculation errors.
 - Sysper2 (HR IT tool). EFCA is amongst the first wave of agencies where Sysper2 will be implemented and has signed the related Service Level Agreement with the Commission (DG HR) in November 2016.
- Following the proposal of the Commission to amend the founding regulation for the European Coast Guard Function, significant administrative preparation has

been carried out: a detailed recruitment plan has been implemented as well as a detailed estimation of staff, building and equipment expenditure increase due to the new resources starting in 2017.

- In the area of BCP (Business Continuity Plan), EFCA has carried out a first drill exercise in 2016; in October EFCA signed a key agreement with EUIPO (EU Intellectual Property Office) in Alicante for provision of disaster recovery services for its information systems; this will enable EFCA to run backup services from the EUIPO installation in the event of a serious problem on the EFCA site; EFCA has also agreed a site in Vigo for backup offices and equipment with local providers.
- Further rationalisation efforts have been made in the financial management area. In addition to the efficiency identified already with the new ordering and contract management systems, the ex-ante verification has been further substituted with ex-post quarterly verifications; also some simple, low risk transactions have been processed paperless with the ABAC system.
- Other areas of importance during 2016 have been linked to the ongoing focus of the IIWG 2 (Inter-institutional working group) in relation to efficiency gains, and the Five-year independent external evaluation of EFCA; while EFCA has fulfilled the various requirements for action from the Common approach, and is maximising synergy through projects such as the e-administration, further initiatives can be expected for benchmarking and the drive to find further synergies and efficiencies with the Commission and other Agencies; the Five-year independent external evaluation exercise started in May 2016 and also looked at administrative performance and Unit Resources and IT provided support for the project during the course of the exercise.

DELIVERABLES	
Planned	Achieved
Continue with the e-administration project already started in 2015 which will contribute to the greater efficiency in the administration	Yes
Follow up of the Common Approach roadmap implementation	Yes
Follow up on the IAS, ECA and IAC recommendations	Yes
Motivate synergies with other agencies in the administrative procedures	Yes
Financial Initiation of all financial transactions.	Yes
Verification of commitment and payment files	Yes
Organising and executing transfers	Yes
Providing forecasting, implementation and monitoring on budget execution	Yes
Budget programming and Activity Based Budgeting	Yes
Reporting on budget programming and implementation	Yes
Follow up on the FR and RAP applicable	Yes
Year-end procedure and carry forward of appropriations	Yes
Contribute to the e-administration project to achieve higher efficiency and reliability of information	Yes
Coordinating procurement	Yes
Advising on and verifying contracts and procurement procedures	Yes
Providing legal advice to the Executive Director and the units	Yes
Internal application of Data Protection Regulation	Yes
Managing facilities and support services of the Agency	Yes
Reduce number of transactions by better planning needs and monitoring resources	Yes
Keep optimal level of security and safety for EFCA staff and other users by applying adequate security and safety measures	Yes
Keep the ASSETS management updated and proceed to regular checks (Assets registration, physical tracking, declassification, etc)	Yes
Monitor the impact of the Agency on the environment, assess and compare with standards, improve or limit where possible	Yes
Manage staff selections, recruitments and departures	Yes
Manage rights and entitlements including salaries with PMO	Yes
Plan and organize training	Yes
Manage the traineeship scheme under the SLA with DG EAC	Yes
Coordinate the selection and the use of interim staff	Yes
Prepare the staff related budget	Yes
Follow-up on the development of Implementing Rules of the Staff Regulations and their implementation	Yes
Maintain the Personnel file, follow-up of the staff contracts, issue certificates for staff, job descriptions and organisational chart, update of the HR & me content on Intranet	Yes
Coordinate the annual appraisal and reclassification exercise	Yes
Follow-up on corporate credit card, Medical card, local health insurance, tuition measures	Yes
Arrange the annual medical examinations for staff	Yes
Maintenance of IT infrastructure at EFCA	Yes
ICT Governance	Yes
Acquisitions of hardware and software	Yes
System maintenance	Yes
IT Security management	Yes
License handling for corporate and operational systems	Yes
Running of EFCA's internal Service Desk	Yes
ICT Contract Management	Yes



2.2. Budgetary and financial management

Budget Implementation

The contribution of the EU budget to EFCA has been kept stable since 2012 at 9.2M€. In 2016, in addition to the subsidy contribution, EFCA received 2 grants from the Commission to be implemented in 2016 and 2017 for an amount of 0.75M€, which following an amendment of EFCA's budget, totalled 9.97M€ revenue in 2016.

The budget implementation, similar to the one in 2015, has been very close to full execution (99.6% in commitments). In the case of payments, EFCA implemented 88.5% of its payment appropriations from the subsidy, keeping it a very satisfactory level although a bit lower than in 2015.

As regards the commitments carried forward from the previous year, the implementation is 95.3%, and the corresponding cancellation represents 0.4% of the payment appropriations of 2016. Considering all fund sources, the total cancellation of payment appropriations was 0.7%. The carry forward from 2016 to 2017 amounted to 11% of the total 2016 subsidy.

Budget implementation for commitments and payments 2016⁵²

TITLE	VOTED BUDGET 2016		COMMITMENTS			PAYMENTS		
	BUDGET 2016	Amounts transferred	ABAC CA (€)	Committed (€)	% exec	ABAC PA (€)	Paid (€)	% exec
TITLE I	6.149.000	-175.750	5.973.250	5.944.432	99.5%	5.973.250	5.878.147	98%
TITLE II	1.330.000	282.250	1.612.250	1.607.448	99.7%	1.612.250	1.066.291	66%
TITLE III	1.738.000	-106.500	1.631.500	1.631.017	100.0%	1.631.500	1.212.586	74%
TOTAL	9.217.000	0	9.217.000	9.182.897	99.6%	9.217.000	8.157.024	88.5%

The cancellation of payment appropriations⁵³ in the budget of EFCA for 2016 was 66.136€ representing 0.7% of the total payment appropriations of 2016. This amount can be broken down as follows:

- Non-used payment appropriations of 2016 is 32.033€;
- Cancellation of payment appropriations carried over from 2015 (C8 fund source) is 34.103€.

The vast majority of payments were made within the legal targets in compliance with the Financial Regulation time limits and the average number of days for payment in 2016 was 22 days. There was no interest charged by suppliers for late payments.

⁵² Revenue from grants not included. See Annex II for implementation of R0 fund source.

⁵³ After taking into account automatic as well as non-automatic carry overs of payment appropriations from 2015 (for EFCA in 2016, fund source C8 – appropriations carried over automatically).

Activity Based Management information

In accordance with the Activity Based Management System (ABMS) approach approved by the Administrative Board on 19 October 2010, the Annual Report 2016 is the seventh report implementing ABMS, adding the total estimated costs for each activity, direct and indirect. EFCA uses the following allocation methodology for the planning (AWP procedure) as well as for the implementation figures (AR procedure):

- Direct cost allocation. Part of the operational expenditure (Title III) is allocated directly to one of the activities (e.g. the budget line Data Monitoring and Networks is directly allocated to the activity Data Monitoring and Networks).
- Indirect cost allocation. The staff and overhead expenditure (Titles I and II) are allocated to the different activities based on different drivers. The main driver is the dedication of staff to each activity, which is weighted with the average cost for AD, AST and CA posts.
- EFCA estimates its horizontal support costs separately, which are then distributed within each of the main activities based on the final weight in the total expenditure. The figures presented for the Activity Based Budgeting (ABB) (figures planned in the AWP 2016) and the Activity Based Costing (ABC) (2016 implementation figures) for each activity include the corresponding share of horizontal support expenditure.

Considering the methodology explained above, the following table presents the budget (ABB) allocated to the activities and sub-activities as per AWP 2016, versus the final output of the real costs allocated to each activity (ABC) based on the actual budget implementation.

Activity Based Budget planned and implemented in 2016⁵⁴

Code	Activity	AWP 2016	AR 2016	% execution vs. planned
1	OPERATIONAL COORDINATION	8.172.771	8,080,449	99%
1.1	Implementation of JDPs & Operational Plans	1.490.269	1.358.904	91%
1.2	Level playing field enhancement	2.397.709	2.577.143	107%
1.3	Programs, plans and assessment	1.085.760	1.232.194	113%
1.4	Data Monitoring and Networks	1.702.507	1.679.480	99%
1.5	Training	1.496.526	1.232.729	82%
2	GOVERNANCE AND REPRESENTATION	1.044.229	1.102.448	106%
	TOTAL	9.217.000	9.182.897	100%

It needs to be noted that the results above do not include the implementation of the revenues received from the grants provided to EFCA in 2016. These grants have an implementation phase over one year, and will be finalised in 2017. For implementation information on the grants, please refer to Annex II (R0 fund source implementation).

The training expenditure has been lower than programmed due to the savings generated following the Administrative Board Decision of the amendment of the rules on reimbursement of expenses incurred by Member States experts attending EFCA trainings under the EMFF operational programmes. In addition, there was some reshuffling of certain staff in preparation of the new EUCG function to be put in place beginning of 2017, and there was additional efforts put into governance (an additional Administrative Board) with the same objective.

⁵⁴ Note: Revenue from grants not included. See Annex II for implementation of this fund source (R0 fund source).



2.3. Human Resources (HR) management

Personnel Selection and Recruitment

On 31 December 2016, the total number of EFCA staff in activity was 56 including 51 Temporary Agents (TA), and 5 Contract Agents (CA). This means that the establishment plan was 100 % filled, and the number of CAs within the estimates. This is similar to the situation at the end of 2015. The removal of a third post, in line with the general 5% staff reduction foreseen in the Inter-institutional agreement for decentralised agencies⁵⁵, was done in 2016. With this, EFCA has accomplished the general 5 % staff reduction.

Due to the change in the founding regulation EFCA was granted 13 posts for the associated new tasks in the establishment plan for 2017. 3 of these posts will automatically compensate for EFCA's contribution to the redeployment pool of Agencies, so implying that EFCA will have made its full contribution to the pool, and the net overall increase in the establishment plan will be 10 posts. EFCA started from early summer in planning for recruiting to fill these posts. EFCA also recruited 4 short-term SNEs (until end 2016) and 1 more long-term SNE resulting in a volume of 38 man/months of usage during 2016 sourced by the EFCA budget, 32.5 man/months due to funding for the EU Coast Guard Pilot Project and 4 man/months due to funding for the IUU Marsurv Pilot Project.

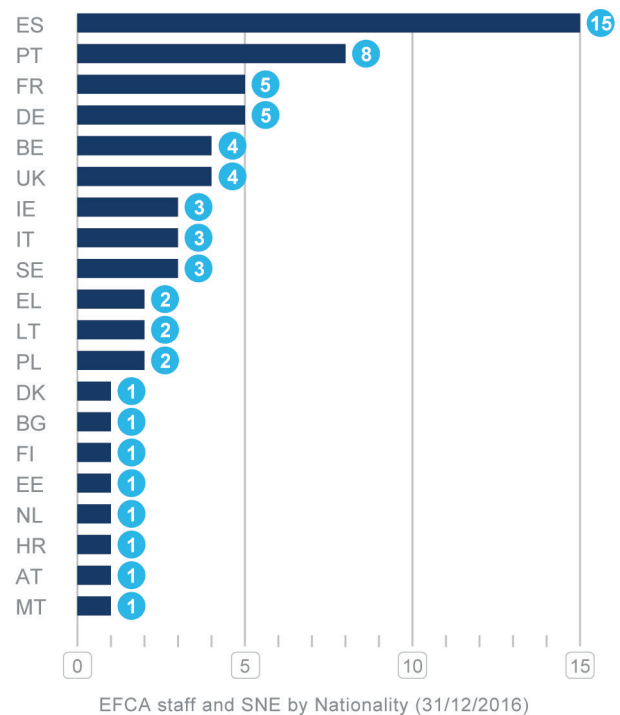
External personnel were used for replacement with total of 3.7 Full-Time Equivalent (FTE). Furthermore, external service providers were used for delivering specified structural services within the EFCA premises, in the areas of ICT and Logistics. The total of this amounted to 8.5 FTE.

Organizational development and staff structure

EFCA has carried out a job screening exercise for 2016 following the methodology agreed with the EC. The jobs include all statutory staff as well as external service providers working intra-muros. The results are displayed in Annex VI allowing a comparative view on the allocation of human resources with the previous year. Operational staff accounts for 59% of the total workforce.

As in the previous years there is a wide composition of staff in regard to nationalities as analysed in the chart below.

Including Seconded National Experts, nationals of 20 EU Member States were working at EFCA as of 31 December 2016. This table by nature only includes posts filled.



Change management process

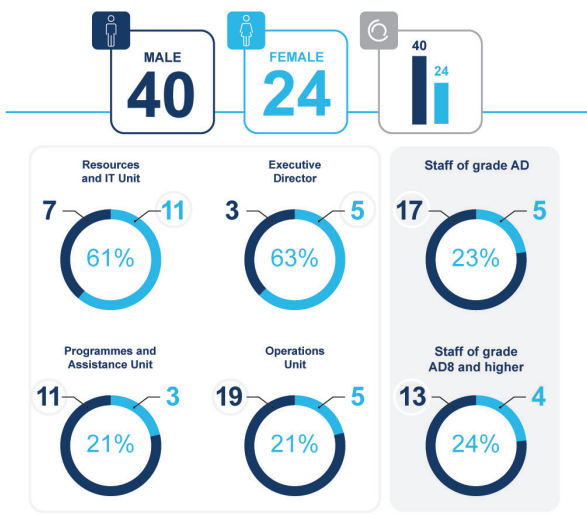
EFCA's internal organisation was prepared to adapt to the new changes and additional resources related to the amendment of EFCA's founding regulation. To this end, staff was informed in detail on 14 September 2016 of an upcoming reorganisation which entered into force on 02 December 2016. The structure of the new organisation was also presented to the Administrative Board during the meeting on 10 October 2016. The new organisational chart is reflected in Annex III.

⁵⁵ Communication on the programming of human and financial resources for decentralised agencies for 2014-2017, COM (2013) 519, 10.07.2013.

Gender distribution among EFCA staff

EFCA promotes a policy of equal treatment and aims to have an optimal gender balance among its staff. The Agency has an equal treatment statement included in each vacancy notice published.

There is a majority of male staff employed in Unit Operations, among experts coming from a traditionally male domain. Also a majority of staff of grade AD8 and higher are males. On the other hand, there is a majority of female staff under the Executive Director and in Unit Resources and IT. The overall percentage of female staff members is 38%.



Personnel policies and procedures

The EFCA intranet platform provides HR-related information with webpages including documents, templates and forms. Several new General Implementing Provisions (GIP) of the Staff Regulations were adopted by the Administrative Board, inter alia on Reclassification, setting up a Staff Committee and Working time.

Appraisal and Reclassification

The annual appraisal exercise was performed for all staff members and under the newly adopted

general implementing provisions (GIP). Following the reclassification exercise, nine staff members were reclassified. 2016 was the first year in which the reclassification applied to Contract Agents as well as Temporary agents.

Traineeship

In cooperation with the Traineeship Office of the European Commission, 2 cycles of 5-months traineeships were implemented. Each cycle included four traineeship opportunities which were allocated in all units.

Training and Tuition

In-house language courses and training sessions on E-order, ABAC Assets order and MIPS were provided throughout the year. Figures related to the staff training activities in 2016 are as follows:

- number of collective courses organised in the EFCA premises: 7;
- number of external training courses followed: 16;
- number of persons following language courses: 28;
- average number of training days per staff member: 2.2.

The scheme concerning tuition provided to staff members' children in the Vigo area in their mother tongue, and support for English and Spanish was continued in 2016 with an increase of requests after the summer period. Spouses continue to participate in Spanish language classes organised in the Agency.

2.4. Budget implementation tasks entrusted to other services and entities

Based on a service level agreement (SLA) with the PMO, EFCA delegated the powers of determination of entitlements related to the remuneration of its staff to PMO. In cooperation with the PMO services, EFCA prepares and controls the processing and implements the final payments of the monthly payroll.



2.5. Procurement

Following the proposal of the Commission to amend the founding regulation for the European Coast Guard Function, significant administrative preparation has been carried out. As regards a procurement procedure for the chartering of a vessel, no admissible tenders were received for a tender launched on 12 July 2016. Consequently a new tender was launched on 27 December 2016.

In addition, in order to face upcoming increases in staff and modern office space needs, an open call for tender was launched for workplace improvement services and office equipment (non IT). In the interest of optimising available resources, EFCA joined several Commission inter-institutional procurement procedures launched by DG HR (2), PMO (2), EPSO (1), DG DIGIT (6) and DG BUDG (1).

In terms of inter-institutional procurement with other agencies, EFCA joined tenders for audit services led by

EFSA, e-learning language courses organized by ESMA, Cloud services broker contract with EFSA and maritime security and surveillance expertise organised by EASME. EFCA expressed its interest in joining legal services tender possibly organised by FRA. Further information on procurement is available in Annex VII.

EFCA is now using the e-Submission module from the e-Prior platform (DG DIGIT) for managing calls for tender, which consists of the electronic submission of tender documents, registry and management of questions and answers and other aspects of the procedure. In 2016 four open calls were launched by using this module.

In addition, intensive work was carried out during the first half of 2016 to comply with the changes to the General Financial Regulation and Rules of Application for all procurement and contract templates.

2.6. IT

The project for establishing an Information Security Management System (ISMS) started in August 2016. The scope of the project was to create an implementation plan for establishing an ISMS according to ISO 27000 series standards. To create Information Security Policy, ISMS Risk Management and ISMS related policies to compliment the Information Security Policy. In addition a detailed information asset inventory has been performed.

Finally ICT has improved the mobility of staff by providing smartphones with the ability to receive e-mails. Running maintenance, such as the updating and upgrading of systems, was performed throughout the year as well as the tasks performed in order to maintain the ICT infrastructure in good order.

2.7. Facilities

During 2016, an assessment of the needs of EFCA's technical installations was performed in the framework of the Maintenance of Technical Installations contract. This assessment led to the reinforcement of air conditioning in the server room, and the revision of the power balance on the main UPS room, thus ensuring greater stability. Following the decision to postpone the initiation of the EU Environmental Management and Auditing Scheme (EMAS) project to 2017, the environmental impact of the Agency for 2016 is

based on the calculation of the carbon footprint and on the consumables consumption.

With regard to carbon footprint, electricity consumption statistics were updated on a weekly basis throughout the year, showing a consumption of 486,141 kWh or an average weekly consumption of 9,350 kWh (10,5% increase compared to 2015). The 2016 carbon footprint of the Agency was estimated at 1,727 tonnes of CO².

An overall assessment of the security systems of the building was made during the 1st quarter of 2016. Following this assessment, technical specifications for a new fully integrated security system have been written. This system, integrating fire security, anti-intrusion, and access control (time control), shall be centrally managed by an independent network.

Due to budgetary constraints, the project for the renewal of the security systems was postponed to 2017. A feasibility

study on the upgrade of the general ventilation system has been included in a new workplace improvement project as of 2017/2018.

In line with the European Commission's decision to keep the alert level as in 2015, EFCA has decided to follow the same trend and kept its security setup at the same level of 2015. Continuous contacts with Spanish security authorities and other EU bodies in Spain have been kept.

2.8. Data protection and access to documents

Data protection

EFCA complies with the applicable legislation on the protection of personal data processed by the Agency (Regulation (EC) No 45/2001⁵⁶). In 2016, the Agency continued to submit new and updated notifications to its internal register of operations that involve processing of personal data in the areas of HR and governance. New and updated operations of a sensitive nature were also notified to the European Data Protection Supervisor for prior checking, where necessary.

EFCA's DPO organised internal training sessions for newcomers, in particular on the importance of data protection and the notification procedure. Thus, the existing culture of respect of the data protection rules was further strengthened.

Access to Documents

Access to documents is an essential component of the policy of transparency being implemented by the European institutions.

Under the Treaty on the Functioning of the EU, all EU citizens and all residents of the Union enjoy this right of access, which is governed by Regulation (EC) No 1049/2001. The EFCA tries to ensure that its work has a high level of visibility. In order to facilitate access to documents, the Library section in EFCA Website provides direct access to the majority of documents via a search form. The documents are directly accessible in electronic format.

The main publications (i.e. annual reports and work programmes) are also available in EU Bookshop catalogue, managed by the Publications Office of the European Union. Documents which cannot be consulted directly on the Library may be supplied on request via a specific mailbox (efca-documents@efca.europa.eu). After considering each request, the service responsible will send a reasoned reply within 15 working days. During 2016 there was one request received in August, which was accepted for specific research purposes.

Key Performance Indicators	Target	Achieved
Execution rate commitments appropriations	98%	99,6%
Execution payments appropriations	>= 70%	88,5%
Percentage of payments done within the time limits	>95%	99,3%
Percentage of planned procurements launched	>80%	100%
Average vacancy rate (% of authorised posts of the annual establishment plan)	≤ 5%	0%
Availability rate of the environment/infrastructure on which the corporate applications are running	98%	99,7%
Availability rate of the environment/infrastructure on which the operational applications are running	98%	99,61%

⁵⁶ OJ L 8, 12.1.2001, p. 1.



Part III. Building Blocks of Assurance

3.1. Assessment by management

Management Supervision

EFCA has a system of management supervision and internal control in place to assure the Agency is managed effectively and efficiently. The main elements of the system are described below:

EFCA has three Units and an Executive Director Office. The Heads of Unit are responsible for the activities of their Unit. The EFCA Management Team consists of the Executive Director and all the Heads of Unit, playing a key role in the strategic and day to day management of the Agency. The Accounting Officer and the Policy Officer are also attending the management meetings.

EFCA Administrative Board adopted in October 2016 the MWP for the period 2017–2021. An AWP is also adopted each year by the Administrative Board in order to implement the Multiannual Programme objectives.

The AWP is monitored internally on a quarterly basis and updates on its implementation are reported to the Administrative Board at each meeting and in the Annual Report of the Executive Director. During the year, discrepancies are discussed with the Units, and corrective actions are taken as necessary.

In 2016 the Executive Director of EFCA, as Authorising Officer (AO), delegated financial responsibilities to the three Heads of Unit (Authorising Officers by Delegation (AOD)). Should one Head of Unit be unavailable, the authority returns to the Executive Director. Thus, a very limited number of persons act as AO/AODs in EFCA. The AODs can enter into budgetary and legal commitments and authorise payments. However, all commitments above 60.000€ require the signature of the Executive Director.


As in 2015 for the expenditures of 2016, the AODs signed a Declaration of Assurance to the AO, similar to the one

signed by the AO himself, for the area for which they have been delegated responsibility. No reservations were raised by the AODs.

EFCA Organisational structure

In September 2016 EFCA's founding regulation was formally amended; additional budget, posts and additional tasks were allocated to the Agency to be implemented from January 2017 onwards.

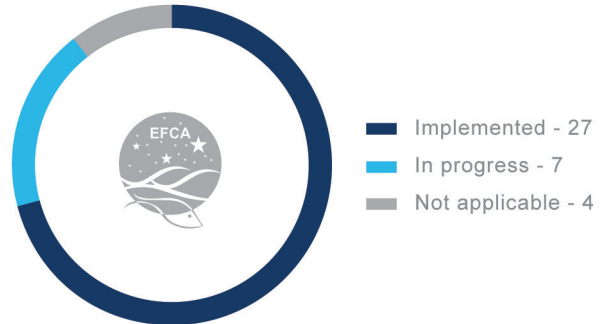
From the beginning of 2016 this possibility was on the horizon and the plans in place permitted a smooth preparation for 2017. The amended SPD 2017 was adopted by the AB in due time and an organisational change was prepared and it is in place since the 2nd December 2016. In conclusion 2016 was a year of planning and preparation for the new “challenges”, this planning did not have an impact on the 2016 core activities.



Roadmap on the follow-up to the Common Approach on EU decentralised agencies

In line with the Common Approach endorsed by the European Parliament, the Council and the Commission in July 2012, the Commission prepared a Roadmap on the follow-up to the Common Approach with concrete timetables for the planned initiatives. EFCA is actively committed to put in place the actions to be performed as defined by the Commission.

The progress of each action is closely followed-up and the state of play as of 31 December 2016 is as follows:



3.2. Internal Control System

Since the start of its activities, the Agency has been developing and implementing a broad range of internal measures to ensure that its work is subject to control and to provide reasonable assurance to management on the achievement of the Agency's objectives.

Thanks to these internal control measures, it is ensured that the Agency's operational activities are effective and efficient as well as compliant with all legal and regulatory requirements, that financial and management reporting is reliable and that assets and information are safeguarded.

In order to formalise these arrangements, firstly in 2008 and latterly in 2015, the Administrative Board of the Agency adopted a set of Internal Control Standards (ICS), based on the Commission's and international good practice, aiming to ensure the achievement of the policy and operational objectives. As a result, the Agency established its own organisational structure and the internal control system to be in line with these standards and with the risk environment in which it operates.





EFCA's efforts in the ICS implementation in 2016

ICS4	General implementing Provisions (GIP) adopted by EFCA AB: <ul style="list-style-type: none"> • Reclassification of Temporary Agents and Contract Agents • Setting up a Staff Committee • Working time
ICS5	Key performance indicators improved and aligned with the working program
ICS6	IT risks assessed by independent auditor
ICS10	Business continuity tested (non-IT part). Proof concept with EUIPO – (IT part)
ICS11	The collaborative platform "FISHNET" was widely used for storing/exchanging operational documents. It was also used to make available the documentation for the 3 Administrative Board sessions.
ICS12	An Information Security Management System (ISMS) started to be implemented with the contribution of an external consultant firm.
ICS16	All IAS were closed

For 2016, the ICC conducted the annual assessment of the Internal Control Standards which was based on a desk review of each standard in relation with the actions performed during the year, the analysis of the nonconformities reported and interviews of key people responsible for the implementation of the 16 ICS.

This has led to the assessment of the Agency's status at the end of the reporting year with respect to the level of implementation of the internal control system.

All of the above had enabled the ICC to report on the state of the internal control system in place and to present recommendations to the Executive Director (including suggestions for any ICS to be prioritised during the next year and the related action plans).

Concerning the overall state of the internal control system, generally the Agency complies with the three assessment criteria for effectiveness:

- a) staff having the required knowledge and skills;
- b) systems and procedures designed and implemented to manage the key risks effectively;
- c) no instances of ineffective controls that have exposed the Agency to its key risks.

Further enhancing the effectiveness of the Agency's control activities in place, by inter alia taking into account any control weaknesses reported and nonconformities recorded, is an on-going effort in line with the principles of continuous improvement of management procedures and of sound financial management.

ICS implementation state of play and expected developments for 2017

Internal Control Standard (ICS)	Degree of implementation	Main developments expected for 2017 (Prioritised ICS)
IC1 - Mission	HIGH	-
ICS2 - Ethical and organisational Values	HIGH	-
ICS 3- Staff Allocation and Mobility	HIGH	-
ICS 4- Staff Evaluation and Development	HIGH	-
ICS 5 - Objectives and Performance Indicators	HIGH	-
ICS 6 - Risk Management Process	HIGH	-
ICS 7 - Operational Structure	MEDIUM	- To continue the implementation of the project management methodology (PM2) and consolidation of the IT governance - Impact of the structural reorganisation (a) to reassure that it continues to function adequately, (b) to identify any further reorganizational arrangements required and (c) to take adequate measures for further fine-tuning, if and where needed
ICS 8 - Processes and Procedures	HIGH	-
ICS 9 - Management Supervision	HIGH	-
ICS 10 - Business Continuity	MEDIUM	Full scale test to be performed
ICS 11 - Document Management	MEDIUM	EFCA is waiting for the EC to release ARES to the agencies.
ICS 12 - Information and Communication	MEDIUM	To continue the implementation of an Information Security Management System
ICS 13- Accounting and Financial Reporting	HIGH	-
ICS 14 - Evaluation of Activities	HIGH	-
ICS 15- Assessment of Internal Control Systems	HIGH	-
ICS 16 - Internal Audit Capability	HIGH	-

Every year EFCA assesses the implementation of its internal control system, relying on a number of monitoring measures and other relevant sources of information.

In conclusion for 2016, the internal control system in EFCA can be considered as being robust and stable with most of the ICS having a high level of implementation.

The efforts deployed in 2016 substantially contributed to the improvement of the general level of implementation of the Internal Control System. EFCA management is fully committed to tackle the areas where further developments are needed.



3.3. Legality and Regularity of transactions

3.3.1. Ex-ante and ex-post controls

EFCA continues to carry out ex-ante verification over a subset of financial transactions in its financial circuits based on a risk assessment methodology established in 2013. To compensate this, internal ex-post verification on a sample of transactions is carried out quarterly by EFCA financial staff.

The number of payments without an ex ante verification have increased in 2016 having considered the positive results of the ex post verification results since it was implemented. EFCA also had an independent ex-post verification of financial transactions of 2015 carried out by a staff member from Eurofound in August 2016. Over two days a sample of the total transactions of 2015 were reviewed. No errors or irregularities were found among the transactions analysed leading to a positive conclusion on the Agency's financial internal control circuits.

3.3.2. Nonconformity management procedure

In accordance with ICS 8, EFCA has a procedure in place to ensure that where overrides of controls or deviations from established processes and procedures are identified, they are documented and logged centrally.

During 2016 EFCA has registered 4 nonconformity events whereas the amount concerned remained below 2.500€, thus not material for further disclosure.



3.4. Risk Management

EFCA has identified risks in different areas (financial and non-financial); for each risk action plans are being established and closely followed-up. The Agency is aware that risk management is a continuous exercise. Therefore risks are updated and assessed if major changes occur.

For 2016 the annual risks assessment exercise took place and one critical risk was identified:

The possibility of expanding EFCA's mandate will imply adequate planning and the necessary resources (human/financial/logistics) available to implement timely the new

tasks/activities, this will include an adequate plan for procuring inspection platforms.

The action plan to mitigate this risk was followed up closely. EFCA organisational structure was optimised and prepared to implement the new tasks resulting from the amendment of EFCA's founding regulation. The first open call for procuring inspection platform was unsuccessful a second call was launched by the end of the year.

During 2016 no prominent risks have materialised.

Fraud prevention and detection

In principle, the controls aimed at preventing and detecting fraud are not unlike those intended to ensure the legality and regularity of the transactions (the unintentional errors) e.g.:

- The 'four eyes' principle applied at each level gives reasonable assurance of compliance with the legal framework;
- The automated controls embedded over the workflows of the financial and accounting systems (ABAC suite);
- The salaries calculation and upload of individual payments is done by PMO;

- A declaration of absence of conflict of interests is always signed by panel members.

In October 2014, the Agency adopted a comprehensive policy on the prevention and management of conflict of interests and an anti-fraud strategy. Those two documents, which mainly aim for prevention measures, are important instruments in discouraging actions and behaviours that could harm the Agency's reputation. From a total of 13 actions foreseen to be implemented by the end of 2017, 11 are already implemented. Since the creation of the Agency no fraud events have occurred.

3.5. Assessment of audit results during the reporting year

3.5.1. Internal Audit Service (IAS)

During 2016, the IAS carried out a risk assessment covering EFCA's major processes, both operational and administrative. As result of IAS work the "IAS Strategic Internal Audit Plan 2017-2019" was established. Currently there are no open IAS recommendations. In line with the International Standards for the Professional Practise of Internal Auditing, the internal auditor confirmed the organisational independence of the internal audit activity.

3.5.2. Internal Audit Capability (IAC)

The IAC function was discontinued in September 2015. The Agency relies on the Internal Audit Service of the European Commission for the formal performance of its internal auditing function. If necessary and subject to availability of additional resources, an Internal Audit Capability may be put in place to provide additional independent and objective assurance and advice to management.

3.5.3. European Court of Auditors (ECA)

EFCA is audited every year by the European Court of Auditors (ECA). The audit provides a Statement of Assurance as to the reliability of the accounts of the Agency and the legality and regularity of the transactions underlying them.

In 2016, EFCA received a Statement of Assurance certifying an unqualified⁵⁷ opinion for 2015 Annual Accounts and indicating that the accounts are reliable and the transactions underlying the accounts are legal and regular.

The European Court of Auditors issued a comment which did not call the Court's opinions into question. The Court refers to the fact that the Agency is not fully complying with 3 Internal Control Standards (ICS10 Business continuity, 11 Document management and 12 Information and communication). EFCA reports yearly under this report the level of implementation of the standards and the overall assessment of the internal control system. The risks associated with the late implementation of the said standards have always been mitigated by the Agency and at no stage has there been a negative impact for the Agency's activities.

⁵⁷ Unqualified audit opinion - The auditor's report contains a clearly written expression of opinion on the financial statements or the legality and regularity of underlying transactions as a whole. An unqualified opinion is expressed when the auditor concludes that, on the whole, the underlying transactions are legal and regular and the supervisory and control systems are adequate to manage the risk.



Annual Report 2016

European Fisheries Control Agency

However, in 2016 the Agency has made efforts to improve the overall implementation of the internal control system, particularly for the 3 standards referred to by the Court.

In relation with 2016 Annual Accounts, ECA conducted one on-site visit and a desk review.

Furthermore, EFCA will be soon audited for 2016 Annual Accounts by an external audit firm. The financial audit engagement will be concluded after the issuance of this report. The final report of the Court is expected in 2017.

3.5.4. External Evaluations

In line with article 39 of the founding regulation of the Agency, "Within five years from the date of the Agency having taken up its responsibilities, and every five years thereafter, the Administrative Board shall commission an independent external evaluation of the implementation of this Regulation."

The first Five Year Independent External Evaluation of EFCA was commissioned by the Administrative Board for the period 2007-2011. The second Five Year Independent External Evaluation of EFCA for the period 2012-2016 started in October 2015, with the drafting of the terms of reference, and is planned to be completed in 2017.



Each evaluation shall assess the impact of this Regulation, the utility, relevance and effectiveness of the Agency and its working practices and the extent to which it contributes to the achievement of a high level of compliance with rules made under the common fisheries policy.

The evaluation results for the Five Year Independent External Evaluation of EFCA 2007-2011 were presented in March 2012 during a seminar to which the stakeholders were invited.

The Report indicated that the overall assessment of the governance and performance of EFCA has been positive. On the whole, governance arrangements have worked well. Considering the Agency's limited resources, its operation in the politically sensitive environment of fisheries policy, and current Member States' budget constraints, performance against the evaluation criteria of relevance, and effectiveness, impact and sustainability, can be considered promising. The evaluation also commended the Agency for its administrative efficiency.

The Administrative Board issued recommendations to the European Commission regarding changes to the founding regulation, the Agency and its working practices. The evaluation findings and recommendations were forwarded by the European Commission to the European Parliament and the Council, and were made public (<http://www.efca.europa.eu/en/content/external-evaluation>).

The recommendations issued by the Administrative Board are being taken into consideration in the MWP and AWP of the Agency.

From the 22 recommendations of the External Evaluation for the period 2012-2016, the state of play at the end of 2016 was as follows: ten recommendations were closed, ten due to their nature have been addressed on a continuous basis, one would entail a legislative amendment and another one is a MS prerogative. The detail on the state of play of the open recommendations at the end of 2016 is provided below:

RECOMMENDATIONS	STATE OF PLAY
1.1.1 It is too premature to propose an amendment of Agency regulation. Nevertheless a guidance document with clear description of responsibilities delimitation between EFCA, EC, and MS is recommended.	Partially addressed through the European Commission's roadmap
1.1.2 Level playing field and coordination and assistance for better compliance are considered as wider objectives of the Agency.	These objectives are at the core of the operational activities, and are included in the Agency multiannual and annual work programme. Recommendation of a continuous nature
2.1.2 Administrative Board participation is a Member State prerogative.	The participation of AB members in the AB meetings (including proxies) in 2016 was the following: March 2016 AB meeting 34 out of 34, in June 30 out of 34 and in October 27 out of 34
2.1.3 The Board should reflect on the participation of other parties in the Administrative Board.	On 15 March 2012 the Board set up a working group on the review of the rules of procedure of the Board. During the discussions, the possible extension of the participation of the Advisory Board observers in the Board meetings was raised. This possibility was mentioned to the Advisory Board representatives during their meeting in July 2012. According to the rules of procedure of the Administrative Board, "the Board, acting on a proposal from the Executive director, may authorise experts and persons whose opinion can be of interest, to attend the Board meeting as observers". This recommendation is also encompassed within the road-map on the follow-up to the Common Approach on EU decentralised Agencies. Recommendation of a continuous nature
2.2.3 To examine, periodically, at which level EFCA involvement in the JDPs provides the best added value, in accordance with the existing legal basis.	The JDP annual cost assessment is now a recurrent yearly activity. BALTIFISH Control Expert Group has made a formal request to EFCA to jointly deliver a compliance evaluation of the implementation of the LO for May 2017. Recommendation of a continuous nature
2.3.3 Ensure maintenance of Core Curricula.	Following guidance received from the SGTEE, the CC Volume 1 on Inspection at sea and Volume 2 on Port inspection have been updated in 2016 in order to include the latest provisions resulting from the CFP Reform (landing obligation, regionalisation, discard plans, etc.) Recommendation of a continuous nature
2.3.4 Establishment of regional training for national inspectors, as well as Union inspectors.	Regional training events have been organised in accordance with the EFCA Annual work programme and training calendar. As from mid-2016, these training events have been complemented with e-learning tutorials available on the EFCA e-learning platform. Recommendation of a continuous nature
2.4.1 Show-case EFCA best practice on inter-agency and national agencies cooperation, and share EFCA experience on performance indicators for measuring administrative efficiency and effectiveness.	EFCA shares its best practice and experience mainly through the Inter-agency Network, both in the Heads of Administration and Heads of Agencies meetings, and in the specific working groups (WG). Thus, among others, EFCA is an active member of the Agencies Performance Development Network. Recommendation of a continuous nature
2.4.2 Take stock of exchanged best practices and dissemination via the EFCA website	EFCA's website includes information on training i.e. annual training planning, training catalogue, link to e-learning platform and other sources of information. Recommendation of a continuous nature
2.5.4 Annual stock-taking of scientific evidence on developments with the fish stocks that the EFCA is focusing on. Consider scientific bodies request for access to data for scientific purposes.	Methodology workshops to assess the state of play of the JDP last-haul project with individual experts from ICES and STECF and MS have been organised for the NS, BS and WW. Scientific experts have been invited to present the results of latest assessment at EFCA workshops for inspectors. EFCA maintains regular contact with the main scientific bodies e.g. STECF, ICES, and participates in the relevant meetings. ICES and STECF experts are also invited for relevant EFCA meetings Recommendation of a continuous nature
2.6.2 Encourage the Agency to continue synergies between different meetings and use of telephone and video conferencing.	Video-conferencing through Fishnet is now a well settled practice. In 2016 44 meetings were organised through Fishnet. Recommendation of a continuous nature
2.6.3 Enhancing regular, systematic, and effective communication with other stakeholders, particularly Member States, regarding the development of Agency activities.	The Agency has a yearly communication plan that encompasses its main informative activities. Recommendation of a continuous nature



3.6. Follow up of audit plans, audits and recommendation

The Agency has developed and implemented a centralised monitoring of all audit recommendations in order to improve the follow-up of corresponding action plans.

Therefore, all the recommendations issued by the Internal Audit Capability (IAC), the IAS and the European Court of Auditors (ECA) were consolidated and are regularly monitored. At the current time, only 2 recommendations are open and being currently addressed. None of the open recommendations is considered critical or very important.

3.7. Follow up of observations from the Discharge authority

For the financial year 2014 the European Parliament (EP) granted the Executive Director of the European Fisheries Control Agency the discharge in respect of the implementation of the Agency's budget. On its resolution, the EP acknowledges the important contribution to the implementation of the objectives of the reformed CFP and highlights the very good results achieved by Agency.

The EP resolution contained a number of recommendations addressed to the EU agencies collectively; EFCA is actively committed to follow-up and implement the EP observations of horizontal nature, where applicable to the Agency.



Part IV. Management assurance

This chapter reviews the assessment of the elements contained in this report and draws conclusions supporting the Declaration of Assurance of the Executive Director and whether or not it should be qualified with reservations. For the expenditures of 2016, the Authorising Officers by Delegation signed a Declaration of Assurance to the Authorising Officer, similar to the one signed by the AO himself, for the area for which they have been delegated

responsibility. No reservations were raised by the Authorising Officers by Delegation.

Taking into account all the elements reviewed below, it can be positively concluded that the Executive Director has reasonable assurance and has no reasons to introduce any reservation for the year 2016.

4.1. Review of the elements supporting assurance

The Executive Director has relied on the following elements of assurance:

- the declarations of assurance from the Authorising Officers by Delegation;
- the positive assessment of the EFCA's Internal Control system and the satisfactory implementation of the Internal Control Standards;
- the statement of the Internal Control Coordinator;
- the management of risks which are being appropriately monitored and mitigated;
- the absence of overdue or long standing audit recommendations;
- the absence of vital observations from the European Parliament;
- the positive Statement of Assurance issued by ECA in 2016 for the financial year 2015 on the true

and fair view of the EFCA 2015 Annual Accounts and on the legality and regularity of the underlying transactions;

- the low impact of quantitative and qualitative nature of the identified nonconformities;
- the materiality framework (Annex IX);
- the progress made during the year in regularly monitoring performance and overseeing the on-going action plans for all necessary improvements and reinforcements;
- the resources allocated to trainings in relation to the implementation of the Financial Regulation, Ethics and Integrity and Fraud prevention;
- the EFCA anti-fraud strategy and Conflict of Interests policy as adopted by the EFCA AB.

4.2. Reservations and overall conclusion on assurance

The content of this report stems from the results of management monitoring controls and the systematic analysis by the internal and external auditors and other assurance providers of the evidence available. This approach provides sufficient guarantees of the exhaustiveness and reliability of the reported information and results in a complete coverage of the budget and

resources delegated to the Executive Director and assigned to the activities described herein, including those within the framework of the Annual Work Programme and approved by the Administrative Board.

In conclusion, for 2016 nothing opposes to the signing the Declaration of Assurance.



4.2.1. Statement of the Internal Control Coordinator

Statement of the Internal Control Coordinator

I hereby declare that in accordance with my responsibilities as Internal Control Coordinator I have reported my assessment, advice and recommendations to the Executive Director on the overall state of internal control in EFCA.

I certify that the information provided in the relevant sections of the Annual Report and its annexes is, to the best of my knowledge, accurate and exhaustive.

Done at Vigo on 24 February 2017

Paulo Castro
Internal Control Coordinator

4.2.2. Declaration of Assurance

Declaration of Assurance

*I, the undersigned, Executive Director of the European Fisheries Control Agency (EFCA),
In my capacity as authorising officer,
Declare that the information contained in this report gives a true and fair view⁵⁸.*

State that I have reasonable assurance that the resources assigned to the activities described in this report have been used for their intended purpose and in accordance with the principles of sound financial management, and that the control procedures put in place give the necessary guarantees concerning the legality and regularity of the underlying transactions.

This reasonable assurance is based on my own judgement and on the information at my disposal, inter alia:

- *the declarations of assurance from the Authorizing Officers by Delegation;*
- *the results of the annual review of the internal control system;*
- *the statement issued by the Internal Control Coordinator;*
- *the results and follow-up of ex-post audits, evaluations and controls;*
- *the recommendations of the Internal Audit Service, the accompanying action plans and their follow up;*
- *the lessons learnt from the reports of the Court of Auditors and the accompanying action plans and their follow up;*
- *the lessons learnt from the discharge reports of the Discharge authority for years prior to the year of this declaration.*

Confirm that I am not aware of anything not reported here which could harm the interests of the agency.

Done at Vigo on 6 March 2017



Pascal Savouret
Executive Director

⁵⁸ True and fair in this context means a reliable, complete and correct view on the state of affairs in the service.



ANNEXES

Annex I. Operational activities: detailed information

North Sea JDP

(Report based on data registered in EFCA JDP information system on 12/01/2017)

NORTH SEA JDP	
Joint Deployment Plan	NS-2016 - North Sea and adjacent waters JDP
Reporting period	04 January to 18 December 2016
Participation	BE, DE, DK, FR, IE, NL, SE, UK.
Operational area	ICES Divisions.III.a, IV, Vb, VIa, VII a & VII.d

Coordination Centre in Charge (CCIC)					
Campaign	MS	Number of Weeks	Location	From Date	To Date
01 Northern North Sea	SE	1	EFCA	Jan/4	Jan/10
	SE	2-3	SE	Jan/11	Jan/24
	SE	4	EFCA	Jan/25	Jan/31
	DE	5-8	DE	Feb/1	Feb/28
	UK	9-13	EFCA	Feb/29	Apr/4
	DK	14-18	DK	Apr/5	May/8
	UK	19-20	UK	May/9	May/22
	UK	21	EFCA	May/23	May/29
	UK	22-23	UK	May/30	Jun/12
	UK	24	EFCA	Jun/13	Jun/19
	UK	25-33	UK	Jun/20	Aug/21
	SE	34-36	SE	Aug/22	Sep/11
	DK	37-39	DK	Sep/12	Oct/2
	NL	40-42	EFCA	Oct/3	Oct/23
	DE	43	EFCA	Oct/24	Oct/30
DE	44-47	DE	Oct/31	Nov/27	
DK	48-50	DK	Nov/28	Dec/18	

Coordination Centre in Charge (CCIC)					
Campaign	MS	Number of Weeks	Location	From Date	To Date
02 Southern North Sea	NL	1-3	EFCA	Jan/4	Jan/24
	NL	4-5	NL	Jan/25	Feb/7
	FR	6-7	FR	Feb/8	Feb/21
	BE	8	EFCA	Feb/22	Feb/28
	UK	9-13	UK	Feb/29	Apr/3
	NL	14-43	EFCA	Apr/4	Oct/30
	FR	44-48	FR	Oct/31	Dec/4
03 Irish Sea	IE	1-50	EFCA	Jan/4	Dec/18

A - SUMMARY OF ACTIVITY			
Deployment Type	Species	Quantity reported (Tons)	% of Total
Land	Atlantic Cod (COD)	15.906	16,5%
	Sole (SOL)	332	0,3%
	Plaice (PLE)	3.854	4%
	Other (OTH)	76.252	79,2%
	Total	96.343	100%
Sea	Atlantic Cod (COD)	357	4,1%
	Sole (SOL)	404	4,6%
	Plaice (PLE)	1.305	14,8%
	Other (OTH)	6.724	76,5%
	Total	8.788	100%

B - DEPLOYED CONTROL MEANS							
Member State	Patrol Vessel		Aircraft	Exchange of Inspectors			
	Days at sea			Joint Teams at Sea		Mixed Teams ashore	
	Core	Associated	No of Flights	Man-days Deployed	Man-days Hosted	Man-days Deployed	Man-days Hosted
BE	16	12	31	9	5		3
DE	78	315		6	28	8	
DK	77	200		14	6	15	15
FR	21	165		5			
UK	234	650	145	11			7
IE	7	3			6	2	
NL	36	70	21	24	14		6
SE	29	11	145		10	10	4
Total	498	1.426	342	69	69	35	35



Annual Report 2016

European Fisheries Control Agency

C - ACTIVITY CARRIED-OUT											
Type of Activity	Type of Deployment	Indicator	Country registration object								
			BE	DE	DK	FR	UK	IE	NL	SE	Total
Surveillance	Air	Sightings reported	248				1.240		316	1.269	3.073
	Sea	Sightings reported		1.114	368		581	5	1	11	2.080
Inspections	Vessels by Air	No of inspections	4							1	5
		No of targeted inspections									0
	Vessels on land	No of inspections	39	212	779	208	6.309	99	159	117	7.922
		No of targeted inspections		3	90	1	587		12	12	705
	Vessels at sea	No of inspections	32	243	171	264	225	130	170	32	1.267
		No of targeted inspections	7	17	27	2	27		14	8	102

D - RESULTS CONTROL												
Type of Deployment	Object	Indicators	Country registration object									Total
			BE	DE	DK	FR	UK	IE	NL	NO	SE	
Air	Vessel	Number of Inspections										
		Number of inspections with suspected infringement										
		% of inspections with infringements										
		Total number of suspected infringements	2			1			2			5
		Total number of inspections of targets										
		Inspections of targets with infringements										
Land	Vessel	Number of Inspections	71	214	694	221	6.126	115	179	160	142	7.922
		Number of inspections with suspected infringement	7	5	19	17	53		21		6	128
		% of inspections with infringements	9,86	2,34	2,74	7,69	0,87	0,00	11,73	0,00	4,23	1,62
		Total number of suspected infringements	7	5	20	17	57		21		6	133
		Total number of inspections of targets		8	87	9	570		12	9	10	705
		Inspections of targets with infringements					4		1		1	6
Sea	Vessel	Number of Inspections	96	45	176	260	185	107	359	6	33	1.267
		Number of inspections with suspected infringement	16		3	21	20	2	29		1	92
		% of inspections with infringements	16,67	0,00	1,70	8,08	10,81	1,87	8,08	0,00	3,03	7,26
		Total number of suspected infringements	16		4	23	22	2	35		1	103
		Total number of inspections of targets	2	7	20	1	26		40		6	102
		Inspections of targets with infringements					1		4			5

E- TYPE OF SUSPECTED Infringements DETECTED DURING THE JDP

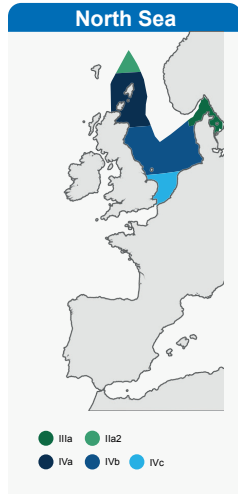
Suspected Infringement Category	Total
01 - Not fulfilling reporting obligations	125
02 - Use of prohibited or non-compliant gear	39
03 - Falsification or concealing of markings, identity or registration	2
05 - Taking on board, transshipping or landing of undersized fish	17
07 - Fishing without a valid licence, authorisation or permit	8
08 - Fishing in closed area, closed season or without quota	13
09 - Directed fishing for a stock which is subject to a moratorium or for which fishing is prohibited	1
10 - Obstruction of work of inspectors	0
14 – Manipulation of an engine with the aim of increasing its power beyond the maximum continuous engine power according to the engine certificate.	3
16 – Other	33
Total	241



Annual Report 2016

European Fisheries Control Agency

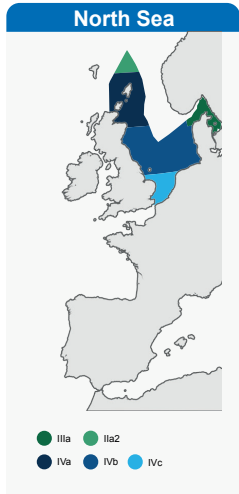
Risk Assessment



Fleet segment	Non-compliance with the Landing Obligation	Misrecording	Illegal gear	Unlicensed Vessels
Otter trawl and seines Mesh size: ≥100mm COD HADDOCK WHITING SAITHE PLAICE HAKE NEPHROPS sole northern prawns				
Otter trawl and seines Mesh size: ≥70mm - <100mm COD HADDOCK PLAICE NEPHROPS sole				
Otter trawl and seines Mesh size: ≥32mm - <70mm NORTHERN PRAWNS				
Otter trawl and seines Mesh size: ≥90mm cod PLAICE				
Otter trawl and seines Mesh size: <90mm - ≥70mm NEPHROPS				
Beam trawl Mesh size: >120mm cod PLAICE sole				
Beam trawl Mesh size: ≥80mm - <120mm PLAICE SOLE				

Target species in UPPERCASES

● Low
 ● Medium
 ● High
 ● Very High



Fleet segment	Non-compliance with the Landing Obligation	Misrecording	Illegal gear	Unlicensed Vessels
Gill nets Mesh size: ≥120mm COD PLAICE SOLE				
Gill nets Mesh size: >90mm - <120mm COD PLAICE SOLE				
Gill nets Mesh size: >90mm COD PLAICE SOLE				
Trammel nets PLAICE				
Longlines HAKE COD				

Target species in UPPERCASES

● Low ● Medium ● High ● Very High



Annual Report 2016

European Fisheries Control Agency

Baltic Sea JDP

(Report based on data registered in EFCA JDP information system on 12/01/2017)

BALTIC SEA JDP	
Joint Deployment Plan	Baltic Sea JDP 2016
Reporting period	04 January to 18 December 2016
Participation	DE, DK, EE, FI, LT, LV, PL, SE
Operational area	ICES Subdivisions 22-32

Coordination Centre in Charge (CCIC)				
MS	Number of Weeks	Location	From Date	To Date
PL	2	PL	04/01/2016	17/01/2016
LT	1	LT	18/01/2016	24/01/2016
LT	2	EFCA	25/01/2016	07/02/2016
DE	4	DE	08/02/2016	06/03/2016
DK	3	DK	07/03/2016	27/03/2016
SE	3	SE	28/03/2016	17/04/2016
LV	1	LV	18/04/2016	24/04/2016
EE	1	EE	25/04/2016	01/05/2016
EE	2	EE	02/05/2016	15/05/2016
PL	3	PL	16/05/2016	05/06/2016
PL	1	EFCA	06/06/2016	12/06/2016
FI	2	FI	13/06/2016	26/06/2016
SE	2	SE	27/06/2016	10/07/2016
FI	2	FI	11/07/2016	24/07/2016
EE	2	EE	25/07/2016	07/08/2016
LV	1	LV	08/08/2016	14/08/2016
PL	2	PL	15/08/2016	28/08/2016
PL	1	EFCA	29/08/2016	04/09/2016
LT	1	LT	05/09/2016	11/09/2016
LT	2	EFCA	12/09/2016	25/09/2016
SE	2	SE	26/09/2016	09/10/2016
LV	1	LV	10/10/2016	16/10/2016
LV	2	EFCA	17/10/2016	30/10/2016
DE	1	EFCA	31/10/2016	06/11/2016
DE	3	DE	07/11/2016	27/11/2016
DK	3	DK	28/11/2016	18/12/2016

A - SUMMARY OF ACTIVITY					
Deployment Type	JDP Species	Quantity reported			
		Weight (Tons)	% of Total	Individuals	% of Total
Land	Atlantic Cod (COD)	4.804	14,3%		
	Atlantic Herring (HER)	14.494	43%		
	European Sprat (SPR)	11.869	35,3%		
	Other (OTH)	2.522	7,4%	20	1%
	Salmon (SAL)	-	-	3.021	99%
	Sea Trout (TRS)	-	-	3	0%
	Total	33.689	100%	3.044	100%
Sea	Atlantic Cod (COD)	683			
	Atlantic Herring (HER)	1.830			
	European Sprat (SPR)	2.427			
	Other (OTH)	637			
	Salmon (SAL)	0,34		235	
	Total	5.576,96		235	100%

B - DEPLOYED CONTROL MEANS							
Member State	Patrol Vessel		Aircraft	Exchange of Inspectors			
	Days at sea			Joint Teams at Sea		Mixed Teams ashore	
	Core	Associated	No of Flights	Man-days Deployed	Man-days Hosted	Man-days Deployed	Man-days Hosted
DE	116	279		4	105	19	5
DK	71	174		16	20	42	30
EE	2	4		8		10	17
FI	37				35	6	6
LT	28	5	11	27	2	31	25
LV	26	4		11	1	20	24
PL	37	570		111	8	50	52
SE	58	13	191	4	10	11	30
Total	375	1.043	202	181	181	189	189



Annual Report 2016

European Fisheries Control Agency

C - ACTIVITY CARRIED-OUT												
Type of Activity	Type of Deployment	Type of Object	Indicator	Country registration object								
				DE	DK	EE	FI	LT	LV	PL	SE	Total
Surveillance	Air		Sightings reported					9			964	973
	Sea		Sightings reported	611	273				12	10	7	913
Inspections	Vessel		No of inspections	991	476	204	87	270	980	871	188	4.067
			No of targeted inspections	26	16		18			14	4	78
	Land	Transport	No of inspections								34	34
			Business	No of inspections				1				
	Sea	Vessel	No of inspections	342	199	7	216	98	102	492	43	1.499
			No of targeted inspections	5	8		1			9		23

D - RESULTS OF CONTROL ACTIVITIES												
Type of Deployment	Object	Indicators	Country registration object									Total
			DE	DK	EE	FI	LT	NL	LV	PL	SE	
Land	Other Trap	Number of Inspections				1						1
		Number of inspections with suspected infringement										0
	Transport	Number of Inspections									34	34
		Number of inspections with suspected infringement										0
	Vessel	Number of Inspections	994	467	210	92	294	1029	1	790	190	4.067
		Number of inspections with suspected infringement	10	15	6	5	7	3		16	14	76
		% of inspections with suspected infringements	1,01	3,21	2,86	5,43	2,38	0,29	0,00	2,03	7,37	1,87
		Total number of suspected infringements	11	16	6	6	7	5		16	14	81
		Total number of inspections of targets	26	15		19				15	3	78
		Inspections of targets with infringements	1	2		1						4
Sea	Vessel	Number of Inspections	264	185	8	202	92	145		541	62	1.499
		Number of inspections with suspected infringement	19	7		18	1	1		6	3	55
		% of inspections with infringements	7,20	3,78	0,00	8,91	1,09	0,69		1,11	4,84	3,67
		Total number of suspected infringements	19	8		18	1	1		6	3	56
		Total number of inspections of targets	5	4		1				13		23

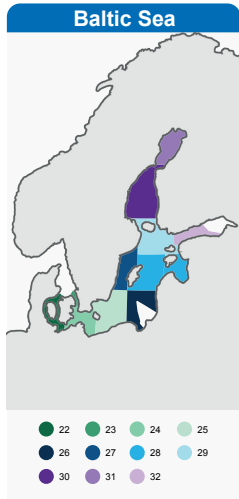
E- TYPE OF SUSPECTED Infringements DETECTED DURING THE JDP	
Suspected Infringement Category	Total
01 - Not fulfilling reporting obligations	71
02 - Use of prohibited or non-compliant gear	15
05 - Taking on board, transshipping or landing of undersized fish	3
07 - Fishing without a valid licence, authorisation or permit	2
08 - Fishing in closed area, closed season or without quota	2
10 - Obstruction of work of inspectors	1
14 - Manipulation of an engine with the aim of increasing its power beyond the maximum continuous engine power according to the engine certificate	1
16 – Other	42
Total	137



Annual Report 2016

European Fisheries Control Agency

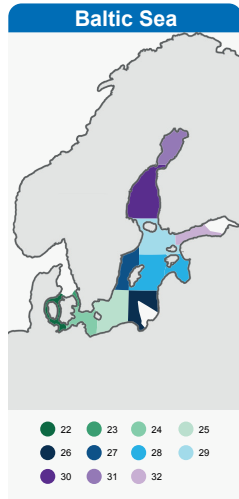
Risk Assessment



Fleet segment	Non-compliance with Landing Obligation	Misrecording	Illegal gear
Otter trawl Mesh size: $\geq 105\text{mm}$ COD plaice			
Danish Seines nets Mesh size: $\geq 105\text{mm}$ COD plaice			
Gill nets Mesh size: $\geq 110\text{mm}$ - $< 156\text{mm}$ and longlines COD plaice			
Otter and pair trawl Mesh size: $\geq 16\text{mm}$ - $< 32\text{mm}$ SPRAT herring			
Otter and pair trawl Mesh size: $\geq 32\text{mm}$ - $< 90\text{mm}$ HERRING sprat			
Otter and pair trawl Mesh size: $\geq 16\text{mm}$ - $< 105\text{mm}$ SPRAT HERRING			
Gill nets or entangling nets Mesh size: $\geq 32\text{mm}$ - $< 110\text{mm}$ and traps HERRING SALMON			

Target species in UPPERCASES

● Low ● Medium ● High ● Very High



Fleet segment	Non-compliance with Landing Obligation	Misrecording	Illegal gear	Fishing in closed areas
Gills nets Mesh size: $\geq 157\text{mm}$ SALMON				
Longlines SALMON				
Fixed gears SALMON				

Target species in UPPERCASES

● Low ● Medium ● High ● Very High



Annual Report 2016

European Fisheries Control Agency

Western Waters JDP

(Report based on data registered in EFCA JDP information system on 12/01/2017)

Western Waters JDP	
Joint Deployment Plan	Small Pelagic in Western Waters and Northern North Sea JDP 2016
Reporting period	04 January to 18 December 2016
Participation	DE, DK, EE, ES, FR, UK, IE, LT, LV, NL, PL, PT
Operational area	EU waters of ICES Subareas IVa, V, VI, VII, VIII, IX, and CECAF 34.1.1

Coordination Centre in Charge (CCIC)					
Campaign	MS	Number of Weeks	Location	From Date	To Date
01 North Western Waters	UK	8	UK	04/01/2016	28/02/2016
	IE	4	IE	29/02/2016	27/03/2016
	NL	3	EFCA	28/03/2016	17/04/2016
	IE	22	IE	18/04/2016	18/09/2016
	NL	5	EFCA	19/09/2016	23/10/16
	DE	1	EFCA	24/10/2016	30/10/2016
	DE	3	DE	31/10/2016	20/11/2016
	FR	4	FR	21/11/2016	18/12/2016
02 South Western Waters	ES	7	EFCA	04/01/2016	21/02/2016
	ES	6	ES	22/02/2016	03/04/2016
	FR	5	FR	04/04/2016	08/05/2016
	PT	5	EFCA	09/05/2016	12/06/2016
	PT	11	EFCA	13/06/2016	28/08/2016
	FR	8	FR	29/08/2016	23/10/2016
	ES	8	EFCA	24/10/2016	18/12/2016

A - SUMMARY OF ACTIVITY			
Deployment Type	JDP Species	Quantity reported (Tons)	% of Total
Land	Argentines (Ns) (ARG)	3	0%
	Herring (HER)	11.520,19	4%
	Mackerel (MAC)	163.568,63	52%
	Blue Whiting (WHB)	89.878,27	29%
	Boarfish (BOR)	6.117,34	2%
	Chub Mackerel (MAS)	145,28	0%
	Anchovy (ANE)	941,23	0%
	Sardine (PIL)	2.906,05	1%
	European Sprat (SPR)	35	0%
	Haddock (HAD)	8	0%
	Horse Mackerel (JAX)	33.919,42	11%
	Other (OTH)	4.226,57	1%
	Whiting (WHG)	13,56	0%
	Total	313.282,54	100%
Sea	Herring (HER)	18.903,97	22%
	Mackerel (MAC)	22.093,54	26%
	Blue Whiting (WHB)	39.027,29	46%
	Boarfish (BOR)	16,60	0%
	Chub Mackerel (MAS)	16,32	0%
	Anchovy (ANE)	29,66	0%
	Sardine (PIL)	97,55	0%
	European Sprat (SPR)	0,04	0%
	Greater argentine (ARU)	49,46	0%
	Haddock (HAD)	5,57	0%
	Horse Mackerel (JAX)	3.850,04	4%
	Other (OTH)	1.570,27	2%
	Whiting (WHG)	11,17	0%
	Total	85.671,48	100%

B - DEPLOYED CONTROL MEANS							
Member State	Patrol Vessel		Aircraft	Exchange of Inspectors			
	Days at sea			Joint Teams at Sea		Mixed Teams ashore	
	Core	Associated	No of Flights	Man-days Deployed	Man-days Hosted	Man-days Deployed	Man-days Hosted
DE	16			5	6	5	
DK						10	
ES	41	90	8	17	27	5	15
FR	21	52	10	6	17	10	5
UK	189	98	87	4	5		10
IE	94	8	13	6			5
NL	6				4		
PT	4	7	1	21		5	
Total	371	255	119	59	59	35	35



Annual Report 2016

European Fisheries Control Agency

C - ACTIVITY CARRIED-OUT													
Type of Activity	Type of Deployment	Type of Object	Indicator	Country registration object									
				DE	DK	ES	FR	UK	IE	NL	PT	Total	
Surveillance	Air		Sightings reported			59	215	583	87		5	949	
	Sea		Sightings reported	56			2	107				165	
Inspections	Land	Vessel	No of inspections		62	1.560	88	121	429	9	48	2.317	
			No of targeted inspections		2	17		14	2			35	
		Transport	No of inspections			78							78
			Business	No of inspections			18					4	22
	Sea	Vessel	No of inspections	8		176	93	41	17	8	14	357	
			No of targeted inspections	1		3	4					8	

D - RESULTS OF CONTROL ACTIVITIES																
Type of Deployment	Object	Indicators	Country registration object												Total	
			BE	DE	DK	ES	FR	FO	UK	IE	LT	NL	NO	PT		SE
Air	Business	Number of Inspections				18								4	22	
		Number of inspections with suspected infringement				1									1	
		% of inspections with suspected infringements				5,56								0	4,55	
		Total number of suspected infringements				1									1	
	Transport	Number of Inspections				78									78	
		Number of inspections with suspected infringement				13									13	
		% of inspections with suspected infringements				16,67									16,67	
		Total number of suspected infringements				13									13	
	Vessel	Number of Inspections	2	1	67	1.403	107	4	129	389		6	20	185	4	2.317
		Number of inspections with suspected infringement		1	3	77	9		2					2		94
		% of inspections with suspected infringements	0	100	4,48	5,49	8,41	0	1,55	0		0	0	1,08	0	4,06
		Total number of suspected infringements		1	3	84	9		3					2		102
		Total number of inspections of targets				5		1	17					12		35

D - RESULTS OF CONTROL ACTIVITIES															
Type of Deployment	Object	Indicators	Country registration object												Total
			BE	DE	DK	ES	FR	FO	UK	IE	LT	NL	NO	PT	
Sea	Vessel	Number of Inspections		8	4	172	74	5	9	19	1	22	8	35	357
		Number of inspections with suspected infringement				4	3					1		2	10
		% of inspections with suspected infringements		0	0	2,33	4,05	0	0	0	0	4,55	0	5,71	2,80
		Total number of suspected infringements				5	3					1		3	12
		Total number of inspections of targets		1				4						3	8
		Inspections of targets with infringements												1	1

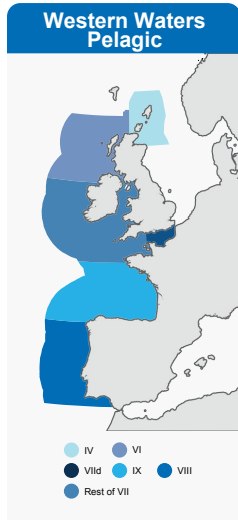
E- TYPE OF SUSPECTED Infringements DETECTED DURING THE JDP	
Suspected Infringement Category	Total
01 - Not fulfilling reporting obligations	108
02 - Use of prohibited or non-compliant gear	4
07 - Fishing without a valid licence, authorisation or permit	1
10 - Obstruction of work of inspectors	2
16 - Other	13
Total	128



Annual Report 2016

European Fisheries Control Agency

Risk Assessment

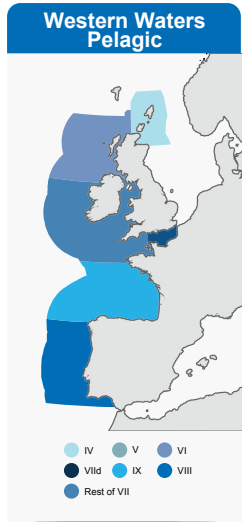


Blue whiting

Fleet segment	Non-compliance with Landing Obligation	Misrecording	Illegal gear
Freezer trawler Mid-water			
Refrigerated sea water tank vessel Mid-water trawl			
Refrigerated sea water Mid-water pair trawl			
Refrigerated sea water tank vessel Purse seine			
Polyvalent Bottom otter trawl			
Polyvalent Mid-water pair trawl			
Polyvalent Bottom pair trawl			

● Low ● Medium ● High ● Very High

Anchovy

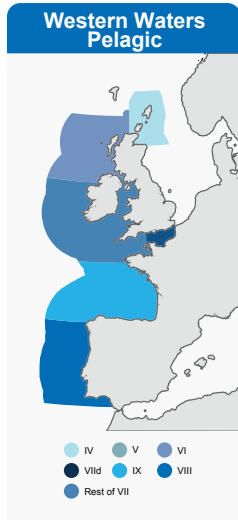


Fleet segment	Non-compliance with Landing Obligation	Misrecording
Freezer trawler Mid-water		
Polyvalent Bottom otter trawl		
Polyvalent Mid-water pair trawl		
Polyvalent Purse seine		

● Low ● Medium ● High ● Very High



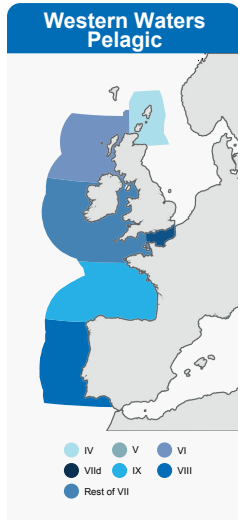
Herring



Fleet segment	Non-compliance with Landing Obligation	Misrecording	Illegal gear
Freezer trawler Mid-water			
Freezer trawler Mid-water pair trawl			
Refrigerated sea water tank vessel Mid-water trawl			
Refrigerated sea water Mid-water pair trawl			
Refrigerated sea water tank vessel Purse seine			

● Low ● Medium ● High ● Very High

Mackerel

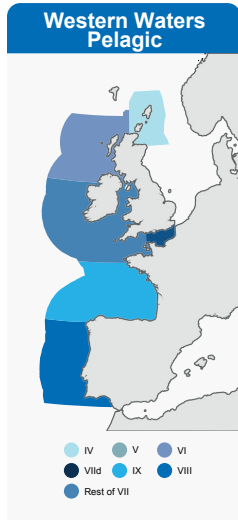


Fleet segment	Non-compliance with Landing Obligation	Misrecording	Illegal gear
Freezer trawler Mid-water			
Freezer trawler Mid-water pair trawl			
Refrigerated sea water tank vessel Mid-water trawl			
Refrigerated sea water Mid-water pair trawl			
Refrigerated sea water tank vessel Purse seine			
Polyvalent Bottom otter trawl			
Polyvalent Mid-water pair trawl			

● Low ● Medium ● High ● Very High



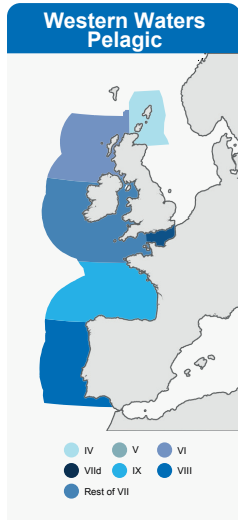
Mackerel



Fleet segment	Non-compliance with Landing Obligation	Misrecording	Illegal gear
Polyvalent Purse seine			
Polyvalent Bottom trawl			
Polyvalent Bottom pair trawl			
Polyvalent Lines			

● Low ● Medium ● High ● Very High

Horse Mackerel

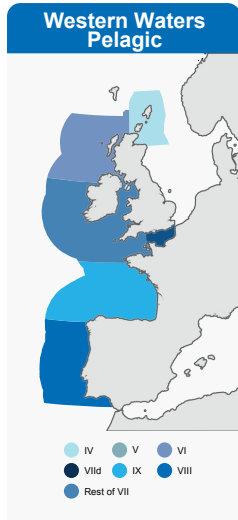


Fleet segment	Non-compliance with Landing Obligation	Misrecording	Illegal gear
Freezer trawler Mid-water trawl			
Freezer trawler Mid-water pair trawl			
Refrigerated sea water tank vessel Mid-water trawl			
Refrigerated sea water Mid-water pair trawl			
Refrigerated sea water tank vessel Purse seine			
Polyvalent Bottom otter trawl			
Polyvalent Bottom pair trawl			

● Low ● Medium ● High ● Very High

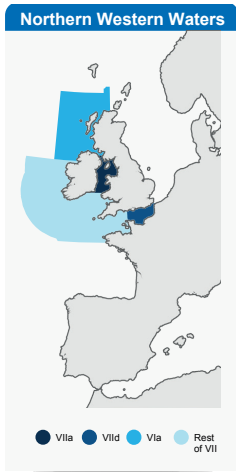


Horse Mackerel



Fleet segment	Non-compliance with Landing Obligation	Misrecording	Illegal gear
Polyvalent Purse seine			
Polyvalent Bottom trawl			
Polyvalent Bottom pair trawl			
Polyvalent Lines			

● Low ● Medium ● High ● Very High



Fleet segment	Non-compliance with the Landing Obligation	Misrecording	Illegal gear
Generic gillnet COD HADDOCK SAITHE PLAICE SOLE HAKE			
Trammel nets COD PLAICE SOLE HAKE			
Generic longline COD HAKE			
Generic bottom trawl Mesh size: <100mm HADDOCK SAITHE NEPHROPS cod WHITING hake plaice			
Generic bottom trawl Mesh size: ≥100mm haddock plaice NEPHROPS cod WHITING HAKE			
Beam trawl Mesh size: 80mm - 99mm PLAICE SOLE cod haddock			
Pots, traps and creels COD NEPHROPS PLAICE SOLE			

Target species in UPPERCASES

● Low ● Medium ● High ● Very High



Annual Report 2016

European Fisheries Control Agency

NAFO and NEAFC JDP

(Report based on data registered in EFCA JDP information system on 12/01/2017)

NAFO and NEAFC JDP	
Joint Deployment Plan	NAFO & NEAFC JDP 2016
Reporting period	01 January to 31 December 2016
Participation	DE, DK, EE, ES, FR, IE, LT, LV, NL, PL, PT, SE, UK
Operational area	NAFO Regulatory Area

A - DEPLOYED CONTROL MEANS						
Member State	Patrol Vessel		Exchange of Inspectors			
	Days at sea		Joint Teams at Sea		Mixed Teams ashore	
	Core	Associated	Man-days Deployed	Man-days Hosted	Man-days Deployed	Man-days Hosted
DE	13			10		
ES	44			44		28
EE			53		8	
LT			10			
LV			21			
PT	30			30	20	
Total	87	0	84	84	28	28

B - ACTIVITY CARRIED-OUT							
Type of Activity	Type of Deployment	Type of Object	Indicator	Country registration object			
				DE	ES	PT	Total
Surveillance	Sea		Sightings reported	14	20	16	50
Inspections	Land	Vessel	No of inspections		3		3
	Sea	Vessel	No of inspections	6	16	5	27

C - RESULTS OF CONTROL ACTIVITIES								
Type of Deployment	Object	Indicators	Country registration object					Total
			ES	EE	JP	PT	US	
Land	Vessel	Number of Inspections		1		2		3
		Number of inspections with suspected infringements				2		2
		% of inspections with suspected infringements		0		100		66,67
		Total number of suspected infringements				2		2
Sea	Vessel	Number of Inspections	10	4	3	9	1	27
		Number of inspections with suspected infringements	2					2
		% of inspections with suspected infringements	20	0	0	0	0	7,41
		Total number of suspected infringements	3					3

D- TYPE OF SUSPECTED Infringements DETECTED DURING THE JDP	
Suspected Infringement Category	Total
01 - Not fulfilling reporting obligations	4
09 - Directed fishing for a stock which is subject to a moratorium or for which fishing is prohibited	1
Total	5



Annual Report 2016

European Fisheries Control Agency

(Report based on data registered in EFCA JDP information system on 12/01/2017)

NAFO and NEAFC JDP	
Joint Deployment Plan	NAFO & NEAFC JDP 2016
Reporting period	1 January to 31 December 2016
Participation	DE, DK, ES, EE, FR, IE, LT, LV, NL, PL, PT, SE, UK,
Operational area	NEAFC Regulatory Area

A - DEPLOYED CONTROL MEANS							
Member State	Patrol Vessel		Aircraft	Exchange of Inspectors			
	Days at sea			Joint Teams at Sea		Mixed Teams ashore	
	Core	Associated	No of Flights	Man-days Deployed	Man-days Hosted	Man-days Deployed	Man-days Hosted
DE	48				48		
DK	15				15		
ES	40				40		
FR				20			
IE	11		31				
LT				20			
LV				15			
PL				28			
PT				20			
SE			4				
UK	4		4				
Total	118	0	39	103	103		

B - ACTIVITY CARRIED-OUT										
Type of Activity	Type of Deployment	Type of Object	Indicator	Country registration object						
				DE	ES	ES	UK	IE	SE	Total
Surveillance	Air		Sightings reported				5	33	19	57
	Sea		Sightings reported	119	13	194	3	22		351
Inspections	Sea	Vessel	No of inspections	15	8	17	2	4		46

C - RESULTS OF CONTROL ACTIVITIES													
Type of Deployment	Object	Indicators	Country registration object									Total	
			DE	ES	FO	UK	IE	KA	LT	NO	RU		
Land	Vessel	Number of Inspections	3	6	1	1	1	1			1	31	46
		Number of inspections with suspected infringements									1	2	3
		% of inspections with suspected infringements	0	0	0	0	0	0	0	0	100	6,45	6,52
		Total number of suspected infringements									1	2	3

D- TYPE OF SUSPECTED Infringements DETECTED DURING THE JDP	
Suspected Infringement Category	Total
01 - Not fulfilling reporting obligations	1
06 - Fishing in RFMO area inconsistent/in contravention with conservation and management measures	2
Total	3



Annual Report 2016

European Fisheries Control Agency

Mediterranean and Eastern Atlantic JDP

(Report based on data registered in EFCA JDP information system on 12/01/2017)

Mediterranean and Eastern Atlantic JDP	
Joint Deployment Plan	Mediterranean Sea and Eastern Atlantic JDP 2016
Reporting period	01 January to 31 December 2016
Participation	CY, EL, ES, FR, HR, IT, MT, PT, SI, XFX ⁵⁹
Operational area	ICES Subareas VIII, IX, X, CECAF Subarea 34.1.2 and FAO area 37

Coordination Centre in Charge (CCIC)					
Campaign	MS	Number of Weeks	Location	From Date	To Date
Campaign Mediterranean Eastern Atlantic	ES MT		EFCA	01/04/2016	30/06/2016
	FR		FR	01/07/2016	31/07/2016
	HR		EFCA	01/08/2016	31/08/2016
	IT		IT	01/09/2016	30/11/2016
	HR		EFCA	01/12/2016	31/12/2016

A - DEPLOYED CONTROL MEANS							
Member State	Patrol Vessel		Aircraft	Exchange of Inspectors			
	Days at sea			Joint Teams at Sea		Mixed Teams ashore	
	Core	Associated	No of Flights	Man-days Deployed	Man-days Hosted	Man-days Deployed	Man-days Hosted
CY	16			5	1	5	4
ES	48	14	6	8	33		33
FR	31		2	33	10	40	
EL	11		3	1	2	9	3
HR	66		1	12	17	24	31
IT	107		5	18	24	38	41
MT	10	10	7	16	3	10	33
PT		5				13	
SI	4			1	4	14	8
XFX	1	55	168				
Total	294	84	192	94	94	153	153

⁵⁹ Frontex.

B - ACTIVITY CARRIED-OUT														
Type of Activity	Type of Deployment	Type of Object	Indicator	Country registration control mean										
				CY	ES	FR	EL	HR	IT	MT	PT	SL	XFX	Total
Surveillance	Air		Sightings reported		74	4	7	23	3	72			478	661
	Land		Sightings reported	38					2					40
	Sea		Sightings reported	25		174	2	213	58	22		1	103	598
Inspections	Land	Vessel	No of inspections	39	149	237	11	221	42	36	35	3		773
		Transport	No of inspections				6	24	16			20		66
		Business	No of inspections	36	1		23	54	52			8		174
		Fish Farm	No of inspections		23			50		67				140
		Other Trap	No of inspections		55				4					59
	Sea	Vessel	No of inspections	16	73	36	22	134	139	75	9	5		509
		Fish Farm	No of inspections		2			10						12

C - RESULTS OF CONTROL ACTIVITIES																							
Type of Deployment	Type of Object	Indicator	Country registration control mean																				
			AL	CY	DE	DK	DZ	ES	FR	GR	HR	IE	IT	JA	LY	MT	PA	PT	SI	TN	UK	Total	
Air	Vessel	Total number of suspected infringements																				2	
Land	Business	No. of Inspections		36				1		23	54		52							8		174	
		No. of inspections with suspected infringements		1				1			11		1										14
		% of inspections with suspected infringements		2,78				100		0	20,37		1,92								0		8,05
		Total no. of suspected infringements		2				2			12		1										17
	Fish Farm	No. of Inspections						23			50						67						140
		No. of inspections with suspected infringements									1												1
		% of inspections with suspected infringements						0			2						0						0,71
		Total no. of suspected infringements									1												1
	Other/ Trap	No. of Inspections						55				4											59
		No. of inspections with suspected infringements										1											1
		% of inspections with suspected infringements						0				25											2
		Total no. of suspected infringements										1											1
	Transport	No. of Inspections									6	34		20									66
		No. of inspections with suspected infringements									2	4		6									13
		% of inspections with suspected infringements									33,33	11,76		30									19,70
		Total no. of suspected infringements									2	4		7									14
	Vessel	No. of Inspections	3	39			2	133	241	4	219	4	47	1	13	22	6	35	3			1	773
		No. of inspections with suspected infringements		1				14	1	1	6		4										31
		% of inspections with suspected infringements	0	2,56			0	10,53	0,41	25	2,74	0	8,51	0	0	9,09	16,67	12,86	0		0	0	4,01
		Total no. of suspected infringements		1				19	1	4	6		4			2	1	1					39



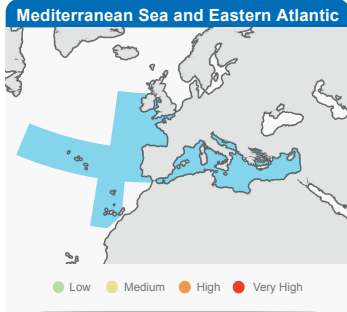
Annual Report 2016

European Fisheries Control Agency

C - RESULTS OF CONTROL ACTIVITIES																						
Type of Deployment	Type of Object	Indicator	Country registration control mean																			
			AL	CY	DE	DK	DZ	ES	FR	GR	HR	IE	IT	JA	LY	MT	PA	PT	SI	TN	UK	Total
Sea	Fish Farm	No. of Inspections						2			10											12
	Vessel	No. of Inspections	2	19	2	2	1	49	34	22	126	1	153		3	56	21	5	8	4	1	509
		No. of inspections with suspected infringements	1	2				9	7		5		23		1	7			2	2		59
		% of inspections with suspected infringements	50	10,53	0	0	0	18,37	20,59	0	3,97	0	15,03		33,33	12,5	0	0	25	50	0	11,59
		Total no. of suspected infringements	1	4				12	8		5		32		1	9			2	3		77

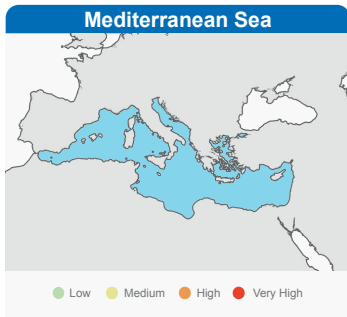
D- TYPE OF SUSPECTED Infringements DETECTED DURING THE JDP	
Suspected Infringement Category	Total
01 - Not fulfilling reporting obligations	33
02 - Use of prohibited or non-compliant gear	9
04 - Concealing, tampering or disposal of evidence	4
05 - Taking on board, transshipping or landing of undersized fish	3
06 - Fishing in RFMO area inconsistent/in contravention with conservation and management measures	43
07 - Fishing without a valid licence, authorisation or permit	2
08 - Fishing in closed area, closed season or without quota	11
09 - Directed fishing for a stock which is subject to a moratorium or for which fishing is prohibited	1
10 - Obstruction of work of inspectors	4
13 - Non-transmission of landing declaration or a sale note when the landing take place in a third Country	1
15 - Failure to land any species subject to a quota caught during a fishing operation	1
16 – Other	39
Total	151

Risk Assessment



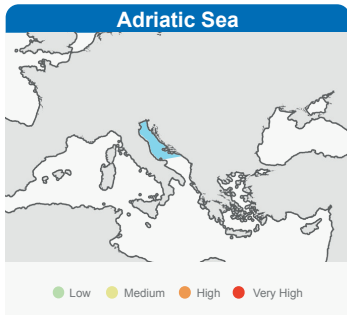
Bluefin tuna fisheries

Fleet segment	Misrecording	Technical measures
Purse seiners targeting bluefin tuna for farming, associated vessels and farms	●	●
Pelagic trawlers	●	
Bait boats (poles and lines)	●	●
Line vessels	●	●
Fixed traps	●	
Sport and recreational fisheries		●
Other catch fleet	●	



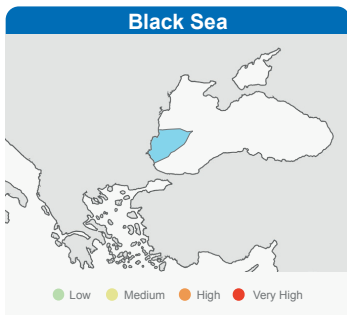
Swordfish fisheries

Fleet segment	Misrecording	Technical measures
Line vessels	●	●
Sport and recreational fisheries		●



Small pelagics in area GSA 17

Fleet segment	Misrecording	Technical measures
Mid-water trawl Mesh size: >20mm	●	●
Purse seiners Mesh size: >14mm	●	●



Fleet segment	Misrecording	Technical measures
Turbot fishery	●	●
Sprat fishery	●	●



Annual Report 2016

European Fisheries Control Agency

Training

Area	Type of action	Action	Date(s)	Place	N° of participants	Outcome (% of good or very good)
MED Black Sea	JDP Operational Workshop	MED JDP - Adriatic Inspector Training Seminar	25-26 Feb	Portoroz (SL)	17	100%
	JDP Operational Workshop	MED/E. Atlantic JDP Seminar for trainers	09-10 Mar	Rome (IT)	8	96%
	JDP Operational Workshop	MED Sea going inspectors' Workshop for inspectors to be deployed at sea 2016	12-13 Apr	Vigo (ES)	18	100%
	Assistance to MS	MED National Training Fisheries Inspectors	21-22 Apr	Nantes (FR)	7	-
	Assistance to MS	MED National Training Fisheries Inspectors	21-22 Apr	Livorno (IT)	16	-
	Assistance to MS	Participation in Malta National Training (IUU + Inspection)	26-29 April	Valetta (MT)	28	-
	Assistance to MS	MED Farming Workshop – Training for Croatian inspectors	26-28 Apr	Split (HR)	20	-
	Assistance to MS	MED National Training Fisheries Inspectors	22-23 Sept	Livorno (IT)	22	-
	Assistance to MS	Black Sea Training	13-14 Dec	Burgas (BG)	40	-
NAFO NEAF WW	JDP Operational Workshop	NEAFC Training for inspectors	17-18 Feb	Vigo (ES)	15	100%
	Assistance to MS	NEAFC Training Ireland	03 Mar	Haulbowline (IE)	28	100%
	Assistance to MS	NEAFC Training for FMC Staff	04 Apr	Edinburgh (UK)	6	100%
	Assistance to MS	NEAFC National Training for Vestkysten Crew Members	03 May	Copenhagen (DK)	5	-
	JDP Operational Workshop	WW Pelagic Training for inspectors	05-06 Apr	Edinburgh (UK)	16	86%
	JDP Operational Workshop	NAFO Training for inspectors	26-28 Oct	Vigo (ES)	23	100%
North Sea Baltic Sea	JDP Operational Workshop	NS Training for Union inspectors	8-9 Mar	Hamburg (DE)	21	91%
	Assistance to MS	Participation in BE national training	20-26 March	Ostende (BE)	10	-
	JDP Operational Workshop	BS Training for Union inspectors	05-06 Oct	Helsinki (FI)	27	89%
	Assistance to MS	Participation in SE national training	08-09 Nov	Gothenburg (SE)	27	95%
All MS	Assistance to MS	Newcomers training workshop	05-06 April	Vigo (ES)	18	100%
	Assistance to MS	Advanced training workshop	14-15 June	Las Palmas (ES)	19	100%
	EFCA Workshop	Seminar CCIC	18-19 Oct	Vigo (ES)	16	94%
	EFCA E-learning platform	Port inspection/sea inspection on line courses for fisheries officials/Union inspectors	All year	on line	150 registered users	-
Third countries	Assistance to Commission	Fisheries control and inspection training for officials from Liberia	08-09 Dec	Monrovia	14	-
Total		No of events: 24	No of days:	-	No of participant: 430 +150 (e-learning) = 580	-

Annex II. Statistics on financial management

Summary Results 2016

Description	Result / Figures of the period	
	Current year	Previous year
Budget implementation % of commitment appropriations (C1)	99,6%	99,6%
Budget implementation % of payment appropriations (C1)	88,5%	92,2%
Budget implementation % of commitment appropriations excluding salaries (chapters 11 and 12) (C1)	99,6%	99,5%
Implementation of carried over appropriations (C8)	95,3%	96,5%
Budget implementation % of commitment appropriations (R0 to implement in 2016 & 2017)	42,6%	n/a
Budget implementation % of payment appropriations (R0 to implement in 2016 & 2017)	35,8%	n/a
Budget implementation % of commitment appropriations (C1, C8, R0)	95,3%	n/a
Budget implementation % of payment appropriations (C1, C8,R0)	85,2%	n/a
Payment delay	0,7%	0,1%

Budget Implementation (C1)

STAFF EXPENDITURE				Commitments (€)			Payments (€)			Carried Forward	
Chapter	Description	Budget 2016	Transfers	CA (€)	Committed	%	PA (€)	Paid	%	€	%
1.1	Staff in active employment	5.810.000	-100.315	5.709.685	5.703.784	100%	5.709.685	5.673.928	99%	29.857	1%
1.2	Expenditure related to recruitment	110.000	-20.467	89.533	74.820	84%	89.533	62.302	70%	12.518	14%
1.3	Administrative missions and duty travel	85.000	-16.700	68.300	66.500	97%	68.300	59.887	88%	6.613	10%
1.4	Socio-medical infrastructure, training	142.000	-38.268	103.732	97.760	94%	103.732	80.462	78%	17.297	17%
1.7	Reception and representation expenses	2.000	0	2.000	1.568	78%	2.000	1.568	78%	0	0%
TOTAL TITLE I		6.149.000,00	-175.750	5.973.250	5.944.432	100%	5.973.250	5.878.147	98%	66.285	1%



Annual Report 2016

European Fisheries Control Agency

Budget Implementation (C1)

ADMINISTRATIVE EXPENDITURE				Commitments (€)			Payments (€)			Carried Forward	
Chapter	Description	Budget 2016	Transfers	CA (€)	Committed	%	PA (€)	Paid	%	€	%
2.0	Rental of building and associated costs	311.400	-19.620	291.780	289.813	99%	291.780	264.136	91%	25.677	9%
2.1	Data processing expenditure and associated costs	350.000	208.650	558.650	558.226	100%	558.650	330.448	59%	227.778	41%
2.2	Movable property and associated costs	31.600	12.280	43.880	43.706	100%	43.880	20.872	48%	22.834	52%
2.3	Current administrative expenditure	22.000	-6.400	15.600	15.445	99%	15.600	13.938	89%	1.507	10%
2.4	Postal charges and telecommunications	65.000	-4.300	60.700	60.584	100%	60.700	53.168	88%	7.416	12%
2.5	Meeting expenses	62.000	28.000	90.000	89.755	100%	90.000	89.755	100%	0	0%
2.6	Supplementary Services	433.000	62.640	495.640	493.921	100%	495.640	246.656	50%	247.265	50%
2.7	General Info/ Communications	55.000	1.000	56.000	55.997	100%	56.000	47.318	84%	8.680	15%
TOTAL TITLE II		1.330.000	282.250	1.612.250	1.607.448	100%	1.612.250	1.066.291	66%	541.156	34%

OPERATIONAL EXPENDITURE				Commitments (€)			Payments (€)			Carried Forward	
Chapter	Description	Budget 2016	Transfers	CA (€)	Committed	%	PA (€)	Paid	%	€	%
3.0	Capacity Building	963.000	-68.300	894.700	894.558	100%	894.700	569.891	64%	324.667	36%
3.1	Operational Coordination	775.000	-38.200	736.800	736.459	100%	736.800	642.695	87%	93.764	13%
3.2	Acquisition of means	0	0	-	-	0%			0%		
TOTAL TITLE III		1.738.000	-106.500	1.631.500	1.631.017	100%	1.631.500	1.212.586	74%	418.431	26%

TOTAL BUDGET		9.217.000	0	9.217.000	9.182.897	99.6%	9.217.000	8.157.024	88.5%	1.025.873	11%
---------------------	--	------------------	----------	------------------	------------------	--------------	------------------	------------------	--------------	------------------	------------

Budget Implementation (C8)

STAFF EXPENDITURE

Chapter	Description	Carried Forward from 2015	Paid	Cancelled	% cancelled/carry forward
1.1	Staff in active employment	18.742	18.133	609	3,3%
1.3	Administrative missions and duty travel	10.634	9.955	678	6,4%
1.4	Socio-medical infrastructure, training	26.331	23.301	3.031	11,5%
1.7	Reception and representation expenses	170	170		0,0%
TOTAL TITLE I		55.877	51.559	4.318	7,7%

ADMINISTRATIVE EXPENDITURE

Chapter	Description	Carried Forward from 2015	Paid	Cancelled	% cancelled/carry forward
2.0	Rental of building and associated costs	26.151	25.417	734	2,8%
2.1	Data processing expenditure and associated costs	139.022	138.439	583	0,4%
2.2	Movable property and associated costs	9.904	9.781	123	1,2%
2.3	Current administrative expenditure	655	655	-	0,0%
2.4	Postal charges and telecommunications	5.426	4.556	870	16,0%
2.6	Supplementary Services	59.943	56.476	3.468	5,8%
2.7	General Info/Communications	35.820	34.325	1.495	4,2%
TOTAL TITLE II		276.921	269.649	7.272	2,6%

OPERATIONAL EXPENDITURE

Chapter	Description	Carried Forward from 2015	Paid	Cancelled	% cancelled/carry forward
3.0	Capacity Building	242.664	235.567	7.097	2,9%
3.1	Operational Coordination	101.943	88.597	13.345	13,1%
TOTAL TITLE III		344.607	324.165	20.442	5,9%

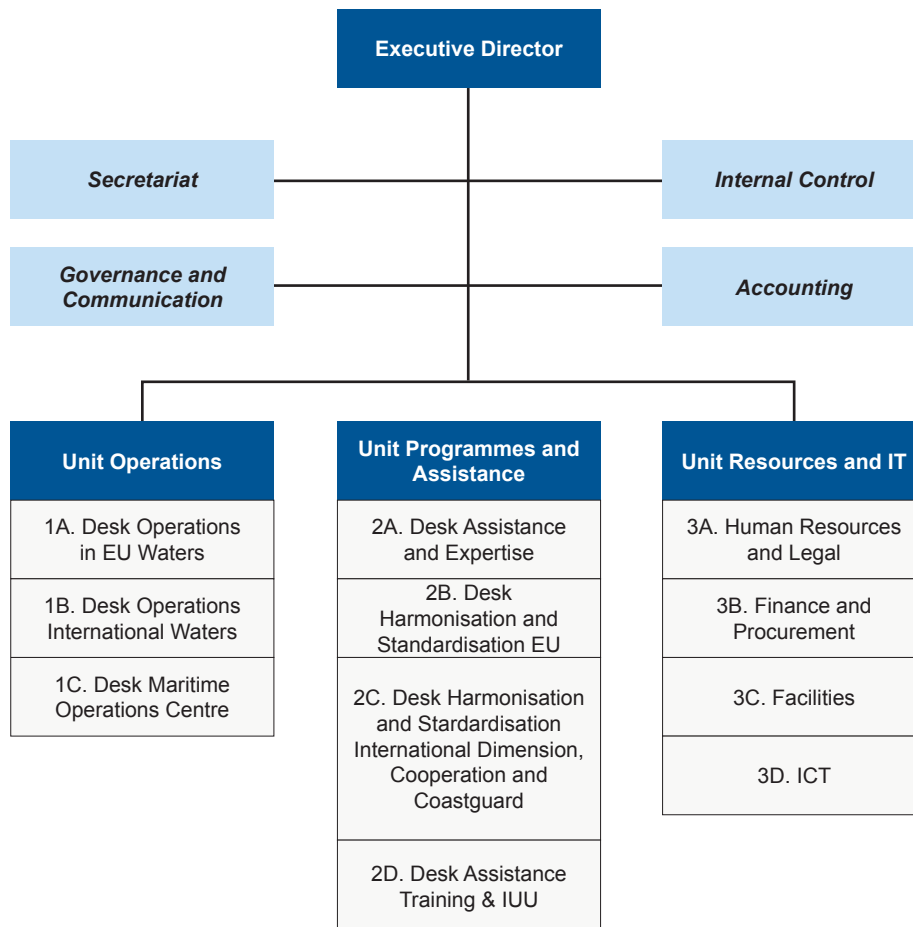
TOTAL BUDGET		677.405	645.373	32.033	4,7%
---------------------	--	----------------	----------------	---------------	-------------



Budget Implementation (R0 to implement in 2016 & 2017)

Chapter	Description	Commitments			Payments		
		Appropriat. (€)	Committed (€)	%	Appropriat. (€)	Paid (€)	%
1	STAFF	325.842	155.842	47.8%	325.842	153.711	47,2%
1.1	Staff in active employment	325.842	155.842	47.8%	325.842	153.711	47,2%
2	ADMINISTRATIVE EXPENDITURE	0	0	0%	0	0	0%
3	OPERATIONAL EXPENDITURE	424.158	164.000	38.7%	424.158	114.931	27,1%
3.0	Capacity Building	270.000	19.000	7.0%	270.000	11.153	4,1%
3.1	Operational Coordination	154.158	145.000	94.1%	154.158	103.778	67,3%
TOTAL R0 FUND SOURCE		750.000	319.842	42.6%	750.000	268.641	35,8%

Annex III. Organisational Chart



Annex IV. Establishment plan

Category	2016			
	Authorised under the EU Budget		Filled as of 31/12/2016	
	Officials	TA	Officials	TA
AD 16				
AD 15		1		1
AD 14				
AD 13		2		2
AD 12		2		2
AD 11				
AD 10		3		3
AD 9		6		6
AD 8		5		5
AD 7		2		2
AD 6		1		1
AD 5				
TOTAL AD	0	22	0	22
AST 11				
AST 10		7		7
AST 9		3		3
AST 8		3		3
AST 7		8		8
AST 6		2		2
AST 5		6		6
AST 4				
AST 3				
AST 2				
AST 1				
TOTAL AST	0	29	0	29
TOTAL AST/SC	0	0	0	0
TOTAL		51		51



Annex V. Information on entry levels for each type of post

Key functions (examples)	Type of contract (official, TA or CA)	Function group, grade of recruitment (or bottom of the brackets if published in brackets)	Indication whether the function is dedicated to administrative support or operational or neutral
Operational			
Head of Department, Deputy Director, etc.	Not applicable		
Head of Unit (level 2)	TA	AD9	Operational
Head of Section (level 3)	TA	AD7	Operational
Senior Officer	TA	AD7	Operational
Officer, Specialist	TA	AD6	Operational
Junior Officer	TA	AD5	Operational
Senior Assistant	TA, CA	AST10-11, FG III	Operational
Junior Assistant	TA, CA	AST1, FG II	Operational
Assistant to the Director	TA	AST4	Operational
Support			
Head of Administration (level 2)	TA	AD11	Support
Head of Section (level 3)	TA	AD7	Support
Senior Officer	TA	AD7	Support
Officer, Specialist	TA	AD6	Support
Junior Officer	TA	AD5	Support
Senior Assistant	TA, CA	AST10-11, FG III	Support
Junior Assistant	TA, CA	AST1, FG II	Support
Head of Human Resources	Not applicable		
Head of Finance	Not applicable		
Head of Communication	Not applicable		
Head of IT	Not applicable		
Webmaster - Editor	Not applicable		
Secretary	TA, CA	AST/SC1-2, FG II	Support
Mail Clerk	Not applicable		
Data Protection Officer	TA	AD6	Support
Accounting Officer	TA	AD9	Neutral
Internal Auditor	Not applicable		

Annex VI. Human resources by job type

Human resources by job type 2015 and 2016

EFCA carried out a benchmarking exercise following the Methodology for agencies job screening. The analysis was made for the situation of 2015 and 2016. The results are displayed in the table below and allow a comparative view on the allocation of human resources (measured by working time) into predefined types of activities.

Job Type (sub) category	2015	2016
Administrative support and Coordination	29%	31 %
Administrative Support	25%	29 %
Coordination	4%	2 %
Operational	61%	59 %
Top level Operational Coordination	3%	2.5 %
Programme management & Implementation	50%	45 %
Evaluation & Impact assessment	1%	2.5 %
General Operational	7%	9 %
Neutral	10%	10 %
Finance/Control	10%	10 %
Linguistics	0%	0%
Total	100%	100%
Total	100%	100%



Annex VII. Procurement

Contracts signed in 2016 (figures only)

Framework Contracts awarded	6
Of which from an Open Call for Tenders	4
Of which negotiated procedures	2
Contracts implementing Framework Contract	79
Of which Order Forms	38
Of which Specific Contracts	41
Contracts (not framework contracts) awarded	17
Of which Purchase Orders	10
Of which Direct Contracts	7
Total legal commitments awarded	102

Open calls were 50% of all procedures 2016

List of Open procedures (above 135.000€) launched in 2016		
Reference	Volume (as per Contract Notice)	Title
EFCA/2016/OP/01	675.000€	Workplace Improvement Services (furniture, equipment, layout & design)
EFCA/2016/OP/02	20€ million	Charter of offshore vessels for multipurpose activities lot 1: offshore vessel in the North Atlantic (12,4 MEURO) lot 2: offshore vessel in the Mediterranean Sea (7,6 MEURO) (tender was unsuccessful)
EFCA/2016/OP/03	225.000€	Supply of office stationery and material (tender still on-going at the end 2016)
EFCA/2016/OP/04	20€ million	Chartering of offshore fisheries patrol vessel (tender still on-going at the end 2016)

No negotiated procedures were carried out above 15.000€ (3 procedures under 15.000€ were carried out) in 2016.

List of Negotiated procedures without prior publication of a contract notice based on Article 134.1.b of Commission Delegated Regulation (EU) No 1268/2012		
Reference	Volume	Title
EFCA/2016/NP/02	45.000€	Provision of corrective and preventive maintenance for vTrack by VISMA CONSULTING A/S

EFCA published a Call for expression of interest (CEI) on 27/07/2016 with a view to compiling a list of experts to support EFCA activities in relation to capacity building and coast guard related functions.

Annex VIII. Administrative Board decisions

(all amounts in EUR)

Date	Decision	Subject
10 March	No 16-I-04	Adoption of EFCA Annual Report 2015
10 March	No 16-I-07	Amendment to AB Decision no 15-II-08 concerning the adoption of the MWP 2016-2020 and AWP 2016 and the final budget 2016 for EFCA
10 March	No 16-I-10	Amendment to AB Decision No 15-II-8(1) concerning the adoption of the policy on the prevention and management of conflicts of interest of the EFCA
10 March	No 16-I-13	Implementing rules of the Financial Regulation of the EFCA
10 March	N/A	Extension term of office of EFCA's Executive Director
21 June	No 16-II-2	Adoption of the MWP 2016-2020 & AWP 2016 & Final Budget 2016
21 June	No 16-II-5	Adoption of the Final Annual Accounts for financial year 2015
21 June	No 16-II-6 (1)	General implementing provisions regarding Art. 54 of the Conditions of Employment of Other Servants of EU
21 June	No 16-II-6 (2)	General implementing provisions regarding Art. 87(3) of the Conditions of Employment of Other Servants of EU
21 June	No 16-II-6(3)	Adoption of implementing provisions of the Staff Regulations under the procedures for implementing Art. 110 of the Staff Regulations
21 June	No 16-II-6(4)	Setting up Staff Committee
21 June	No 16-II-6(5)	Non-application of the Commission Decision on the maximum duration for the recourse to non-permanent staff in the Commission services
11 October	No 16-III-5	Adoption of the EFCA Single Programming Document (SPD) containing the MWP 2017-2021 and the AWP for year 2017 and the Final Budget and Establishment Plan for year 2017
11 October	No 16-III-6	Adoption of the draft Single Programming Document (SPD) containing the MWP 2018-2022 and the AWP for year 2018
11 October	No 16-III-9	Annual appraisal of the EFCA Executive Director
11 October	No 16-III-11(1)	Implementing rules on Working time
11 October	No 16-III-11(2)	Request for the non-application of several Commission Decisions adopting implementing provisions to the Staff Regulations under the procedures for implementing Art.110(2) (learning and development, middle management and function of adviser)
11 October	No 16-III-12	Appointment of EFCA Accounting Officer



Annex IX. Materiality criteria

According to current EC guidelines and reporting instructions as well as best practices, a reservation should be included in the annual declaration of assurance in the context of the annual activity reporting on the basis of the materiality criteria. Even if no reservation has been issued, the Agency should explain the materiality criteria that are applicable in its operations.

On the basis of the materiality criteria, the Authorizing Officer is enabled to determine significant deficiencies that would lead to a formal reservation in the declaration of assurance.

Types of possible weaknesses that are considered include:

- Significant occurrence of errors in the underlying transactions (legality and regularity) detected during the controls or supervision exercises;
- Significant control system weaknesses;
- Insufficient audit coverage and/or inadequate information from internal control systems;
- Critical issues outlined by the European Court of Auditors, the Internal Audit Service and the OLAF;
- Significant reputational events.

Materiality includes qualitative and quantitative criteria.

From a qualitative point of view, significance of a weakness is judged on the basis of:

- Nature and scope of the weakness;
- Duration of the weakness;
- Existence of satisfactory compensatory measures (mitigating controls);
- Existence of probably effective corrective actions (action plans).

From a quantitative point of view, a weakness is considered material and could lead to reservation if the financial impact or risk of loss is greater than 30.000 EUR which represents 1% of the total budget (excepting salaries) or if it implies a significant reputational risk.

Based on statistical information derived from the magnitude of Agency's financial transactions, EFCA has also defined a practical threshold for disclosing the weaknesses and exceptions in the Annual Report if the financial impact or loss is estimated of being more than 2.500 EUR.

Both the materiality level and the threshold for disclosure are subject for yearly review.

Annex X. Annual accounts⁶⁰

Balance Sheet @ 31 December 2016	31.12.2016 (provisional)	31.12.2015 (final)	Variation
ASSETS			
NON- CURRENT ASSETS	813.338	1.243.590	-430.252
Intangible assets	317.124	552.686	-235.562
Property, plant and equipment	496.214	690.904	-194.690
CURRENT ASSETS	1.951.144	1.056.764	894.380
Short-term pre-financing	0	0	0
Short-term receivables	420.202	211.812	208.390
Cash and cash equivalents	1.530.942	844.952	685.990
TOTAL ASSETS	2.764.482	2.300.354	464.128
LIABILITIES			
NON-CURRENT LIABILITIES	0	0	0
CURRENT LIABILITIES	1.385.682	661.947	723.735
Provisions for risks and charges	5.000	0	5.000
Accounts payable	563.148	422.273	140.875
Accounts payable with EC	817.534	239.674	577.860
TOTAL LIABILITIES	1.385.682	661.947	723.735
TOTAL NEW ASSETS	1.378.800	1.638.407	-259.606
Accumulated surplus / deficit	1.638.406	1.794.818	-156.411
Result of the Year	-259.606	-156.411	-103.195

Statement of Financial Performance (SFP)	2016 (provisional)	2015 (final)	Variation
REVENUES			
Revenues from EU subsidy	9.444.176	9.124.326	319.851
Other exchange operating revenue	0	11.903	-11.903
TOTAL OPERATING REVENUE	9.444.176	9.136.229	307.948
EXPENSES			
Operational expenses	-1.143.466	-1.025.809	-117.657
Administrative expenses	-8.560.794	-8.271.206	-289.588
All Staff expenses	-5.738.091	-5.695.180	-42.911
Fixed assets related expenses	-529.655	-459.468	-70.187
Other administrative expenses	-2.293.632	-2.116.175	-177.457
Net foreign exchange result	584	-383	967
TOTAL OPERATING EXPENSES	-9.704.260	-9.297.015	-407.245
Interest Income	812	4.697	-3.885
Other Financial expenses	-336	-323	-13
TOTAL FINANCIAL RESULT	476	4.374	-3.898
SFP - Result of the Year	-259.606	-156.411	-103.195

⁶⁰ The information presented above is an extract of the EFCA 2016 Provisional Annual Accounts which are still subject to audit by the financial auditors. It is thus possible that amounts included in these tables may have to be adjusted.



Annex XI. Executive Director KPIs

Executive Director KPI's		
KPIs in Relation to Operational Objectives		
To provide evidence of the Agency performance		
Deliverable	Target	Achieved
Timely submission of the draft AWP (SPD)	100%	100%
Percentage of completion of the activities of the AWP	> 80%	97%
Timely achievement of objectives of the AWP	> 80%	97%
KPIs in Relation to Management of Financial and Human Resources		
A) To provide evidence of the swift, timely and full use of the financial resources allocated by the budgetary authorities		
Deliverable	Target	Achieved
Rate (%) of implementation of Commitment Appropriations	>95%	99.6%
Rate (%) of cancellation of Payment Appropriations	<5%	0.7%
Rate (%) of outturn (total payments in year N and carry-forwards to Year N+1, as a % of the total EU funding and fee income, where applicable, received in Year N)	<5%	0.7%
Rate (%) of payments executed within the legal/contractual deadlines	> 98%	99.3%
B) To provide evidence of timely improvements in the adequacy and effectiveness of internal control systems		
Deliverable	Target	Achieved
Rate (%) of external and accepted internal audit recommendations implemented within agreed deadlines (excluding 'desirable')	100%	100%
B) To provide evidence of timely improvements in the adequacy and effectiveness of internal control systems		
Deliverable	Target	Achieved
Average vacancy rate (% of authorised posts of the annual establishment plan which are vacant at the end of the year, including job offers sent before 31st December)	<5%	0%
Annual average number of days of sick leave per staff member (excluding week ends and public holidays)	<6	6,5 (3,7) ⁶¹
Number of complaints under Article 90 (2) SR with a positive outcome per 100 staff members	≤ 5	0

⁶¹ In brackets the figure obtained if long term sickness (>1 month) is excluded.

Annex XII. List of the most relevant acronyms and abbreviations

AIS	Automatic Identification Systems
AB	Administrative Board
ABAC	Accrual Based Accounting
ABB	Activity Based Budgeting
ABC	Activity Based Costing
ABMS	Activity Based Management System
ABM	Automatic behaviour monitoring
AC	Advisory Council
ACC	Associated Coordination Centre
AD	Administrator (Staff)
AST	Assistant (Staff)
AWP	Annual work programme
BALTFISH	Baltic Sea Fisheries Forum
BCD	Bluefin Tuna Catch Document
BFT	Bluefin Tuna
BS	Baltic Sea
CA	Contract Agent
CC	Core Curricula
CCIC	Coordination Centre in Charge
CCDP	Core Curriculum Development platform
CEG	Control Expert Group
CFP	Common Fisheries Policy
CISE	Common Information Sharing Environment
DeSIRE	Demonstration of Satellites enabling the Insertion of RPAS in Europe (H2020 project)
DoI	Declarations of Interests
EC	European Commission
ECA	European Court of Auditors
ECGF	European Coast Guard Function
EEZ	Exclusive Economic Zone
EIR	Electronic Inspection Report
EFCA	European Fisheries Control Agency
EMAS	Environmental Management and Auditing Scheme
EMCDDA	European Monitoring Centre for Drugs and Drug Addiction
EMFF	European Maritime and Fisheries Fund
EMSA	European Maritime Safety Agency
EP	European Parliament



EPN	European Patrol Network
ERS	Electronic Reporting System
ESA	European Space Agency
EU	European Union
EUCG	European Union Coast Guard
EUIPO	European Union Intellectual Property Office
FFR	Framework Financial Regulation
FIS	Fisheries Information System
FLUX	Fisheries Language for Universal Exchange
FMC	Fisheries Monitoring Centre
FPV	Fishing Patrol Vessel
FTE	Full-Time Equivalent (unit to measure the use of human resources)
GFCM	General Fisheries Commission for Mediterranean
IAS	Internal Audit Service
ICC	Internal Control Coordinator
ICCAT	International Commission for the Conservation of the Atlantic Tuna
ICES	International Council for the Exploration of the Sea
ICS	Internal Control Standards
ICT (also IT)	Information and Communication Technologies
IMDatE	Integrated Maritime Data Environment
IMP	Integrated Maritime Policy
IOC	Indian Ocean Commission
ISMS	Information Security Management System
ISO	International Organisation for Standardisation
IUU	Illegal, Unreported and Unregulated (Fishing)
JRC	Joint Research Centre
JDP	Joint Deployment Plan
JISS	Joint Inspection and Surveillance Scheme
KPI(s)	Key Performance Indicator(s)
LE	Long Éireannach (Irish Ship)
LO	Landing Obligation
LRIT	Long Range Identification and Tracking
MARSURV	Maritime Surveillance Information System
MCS	Monitoring, Control and Surveillance
MED	Mediterranean
MOC	Maritime Operations Centre
MS	Member States



MWP	Multiannual work programme
NAFO	Northwest Atlantic Fisheries Organisation
NEAFC	Northeast Atlantic Fisheries Commission
NS	North Sea
NWW	North Western Waters
SWW	South Western Waters
OJ	Official Journal
PACT	Partnership, Accountability, Cooperation and Transparency
PeIAC	Pelagic Advisory Council
PMO	Paymaster's Office
PoC	Proof of Concept
RFMO	Regional Fisheries Management Organisation
RPAS	Remotely Piloted Aircrafts Systems
RSG	Regional Steering Group
SATCEN	European Union Satellite Centre
SCIP	Specific Control and Inspection Programme
SFPA	Sustainable Fisheries Partnership Agreement
SG	Steering Group
SGTEE	Steering Group on training and exchange of practice
SMT	Special Mixed Team
SNE	Seconded National Expert
SOP	Standard operational procedures
SRFC	South Regional Fisheries Commission
STATIC	Standing Committee on International Control
STECF	Scientific, Technical and Economic Committee for Fisheries
TA	Temporary Agent
TAG	Technical Advisory Group
TJDG	Technical Joint Deployment Group
ToR	Terms of Reference
TWA	Tripartite Working Arrangement
UT/CEFACT	United Nations Centre for Trade Facilitation and E-business
VDS	Vessel Detection System
VMS	Vessel Monitoring System
WG	Working Groups
WGTEE	Working Group on training and exchange of practice
WW	Western Waters



Annex XII. List of terms and projects

Capacity Building (operational activity)

Assistance to the Member States and the European Commission in the area of control, inspection and surveillance, with specific regard to activities enhancing the potential of national enforcement services to apply the rules of the CFP in a uniform and effective manner. These activities include reporting and exchange of data on fishing, control and inspection activities, arranging the accessibility of those data to the Coordination Centre in Charge (CCIC) and Associated Coordination Centres (ACCs), developing and coordinating training programmes, fighting against IUU and the possible acquisition of equipment necessary for the implementation of JDPs or on the request of Member States.

Core Curricula Development Platform (CCDP)

This online application supports the collaboration of experts, Member States (MS), the European Commission and EFCA for the development of Core Curricula (CC) training materials. Authorised users are able to exchange, to track comments of the different versions of the documents, and to manage meetings, discussion groups, calendar, news, or announcements.

EFCA Corporate systems

They include EFCA website, intranet, e-mail services, file servers and any application developed or used internally in support to internal EFCA activities.

EFCA Electronic Reporting System (ERS)

This system will allow EFCA to receive and parse ERS messages, exchange them with the stakeholders involved in JDP operations (CCIC), ensure data quality, integrity and reliability through validation operations, and to provide the user with a set of tools, accessible through a web user interface, to view, search, analyse and produce statistics and reports based on specific criteria.

EFCA Electronic Inspection Report System (EIR)

This system will allow EFCA to receive and parse EIR messages, exchange them with the stakeholders involved in JDP operations (CCIC), ensure data quality, integrity and reliability through validation operations, and to provide the user with a set of tools, accessible through a web user interface, to view, search, analyse and produce statistics and reports based on specific criteria.

EFCA E-Learning

The Core Curricula training modules will be adapted to e-courses and made available on this distance learning platform.

EFCA Vessel Monitoring System (VMS)

The system allows EFCA to capture and process VMS data (which in addition to the vessels geographical position, course and speed, also includes the vessels name, registration number, radio call-sign) and to present this information through a geographical information system to support JDP Operations for the various areas covered by the relevant SCIPs.

FISHNET

It is the portal to most of EFCA applications (ERS, VMS, EIR, DMS, CCDP, E-training, JADE) and the portal to provide EFCA stakeholders with collaboration tools (e.g. sharing data and documents, exchange information, teleconferencing). This system is designed to support decision making, planning, operational coordination, and assessment of joint control operations, and to promote remote collaboration in support to EFCA activities.

Governance and Representation (functional activity)

For the purpose of the functioning of EFCA as an independent EU body, all activities deployed in support of the Administrative Board, the Advisory Board, inter-agency cooperation, representation and communication are considered as EU governance activities. The resources allocated to EFCA's functional activity are linked to the general objectives and are carried out in close connection with its operational activities.

Grade size

Fish size category by individual weight as defined in Annex II in Council Regulation (EC) No 2406/96 of 26 November 1996 laying down common marketing standards for certain fishery products

Gramme size

Average weight in grams of the individual fishes determined through sample weighing of individuals in a catch or fishing operation in pelagic fisheries,

Inspection

EFCA understand as an "inspection" a critical appraisal of fishing vessels, in ports or at sea, by competent inspectors for the purpose of determining that the vessel carried out fishing activities in accordance with conservation and management measures. It should imply detailed examination, measurement, testing, gauging, and comparison of all the items identified as compulsory by the Annex XXVII of the Regulation (EU) 414/2011. The same applies to other types of inspections as markets, vehicles and premises.

JADE

JADE is a web application internally used by the EFCA coordinators to record, manage and report activity on JDPs. JADE stands for Joint deployment plan Activity Database.

Maritime Surveillance Information Systems

Information systems developed in cooperation with external stakeholders to integrate available information sources and data sets within the framework of Integrated Maritime Policy, inter-agency cooperation and the CISE (Common Information Sharing Environment).

Operational Coordination (operational activity)

Organisation of the operational coordination of control activities by Member States for the implementation of specific control and inspection programmes, international control and inspection schemes adopted by Regional Fisheries Management Organisations (RFMOs), and Operational Plans upon request of two or more Member States.

HOW TO OBTAIN EU PUBLICATIONS

Free publications:

- one copy:
via EU Bookshop (<http://bookshop.europa.eu>);
- more than one copy or posters/maps:
from the European Union's representations (http://ec.europa.eu/represent_en.htm);
from the delegations in non-EU countries (http://eeas.europa.eu/delegations/index_en.htm);
by contacting the Europe Direct service (http://europa.eu/eurodirect/index_en.htm) or
calling 00 800 6 7 8 9 10 11 (freephone number from anywhere in the EU) (*).

(* The information given is free, as are most calls (though some operators, phone boxes or hotels may charge you).

Priced publications:

- via EU Bookshop (<http://bookshop.europa.eu>).



European Fisheries Control Agency

Email: efca@efca.europa.eu -- Tel: +34 986 12 06 10 -- Fax: +34 886 12 52 37

Address: Edificio Odriozola, Avenida García Barbón 4, E-36201 - Vigo - Spain

Postal Address: EFCA - Apartado de Correos 771 - E-36200 - Vigo - Spain